

# ТЕПЛООБМЕННИКИ





Standard compact cross-flow coolers used for cooling hydraulic circuits installed on industrial systems and mobile on-road and off-road machines; The wide range of standard coolers has got design details that surpass the criticality of different applications, with different power supply possibilities: AC, DC or hydraulic motors.

The radiator cores, in aluminium alloy, are produced using vacuum braze welded technology. The union between the high resistance of the selected material and the reliability of the production process ensures the best seal at the pressures of the various hydraulic circuits.

Компактные поперечно-поточные охладители НУ серии стандартизованного исполнения используются для охлаждения гидравлических контуров в промышленных системах и мобильной дорожной и off-road технике.

Широкий ассортимент охладителей стандартизованного ряда проработан до мелочей и предлагаются с различными вариантами питания привода вентилятора – переменного тока 220/380V AC, постоянного тока 12/24V DC или гидравлического привода. Применяемость охладителей превосходит любые оценки.

Сердцевины радиаторов, выполненные из алюминиевого сплава, получены с использованием вакуумно-сварной технологии. Специально подготовленный высокопрочный материал и надежность производственного процесса в совокупности обеспечивает наилучшие показатели герметичности для самых разных гидравлических контуров.

#### Однорядные теплообменники с нерегулируемым термостатом и вентиляторами на 220/380V AC и 12/24V DC

#### Core Single Heat Exchangers with Adjustable Thermostat, 230/380AC, 12/24DC and Hydraulic fan motors

Тип Type	Расход масла, л/мин Oil flow, l/1'	Эффективность Performance kW ( $\Delta T = 40\text{ }^{\circ}\text{C}$ )	Емкость, л Capacity, l	Питание Power supply	Кодировка Coding	№ страницы Page Nr
HY005	5-25	1 - 1,6	0,6	Single phase 230V	HY00501	page 157
		1 - 1,4		DC 12V	HY00502	page 175
				DC 24V	HY00504	
HY010	10-40	2 - 2,5	0,8	Single phase 230V	HY01001	page 158
		2 - 3,5		Triple phase 230V / 400V	HY01003	page 176
				DC 12V	HY01002	
				DC 24V	HY01004	
HY014	10-50	3,5 - 5	1,3	Single phase 230V	HY01401	page 159
		3,5 - 5		Triple phase 230V / 400V	HY01403	page 177
				DC 12V	HY01402	
				DC 24V	HY01404	
HY016	20 – 80	4 - 5,5	1,6	Single phase 230V	HY01601	page 160
		4 - 6		Triple phase 230V / 400V	HY01603	page 178
				DC 12V	HY01602	
				DC 24V	HY01604	
HY018	20 – 100	5 - 7	2,3	Single phase 230V	HY01801	page 161
		5 - 7		Triple phase 230V / 400V	HY01803	page 179
				DC 12V	HY01802	
				DC 24V	HY01804	
HY024	30 – 120	9 - 12	3,7	Single phase 230V	HY02401	page 162
		8 - 11,2		Triple phase 230V / 400V	HY02403	page 180
				DC 12V	HY02402	
				DC 24V	HY02404	
HY038	40 – 160	10 - 15	4,8	Single phase 230V	HY03801	page 163
		10 - 14		Triple phase 230V / 400V	HY03803	page 181
				DC 12V	HY03802	
				DC 24V	HY03804	
HY057	50 – 200	14 - 19	6,7	Single phase 230V	HY05701	page 164
		14 - 18		Triple phase 230V / 400V	HY05703	page 182
				DC 12V	HY05702	
				DC 24V	HY05704	
HY105	60-240	20 - 27	9,8	Triple phase 230V / 400V	HY10503	page 165
		18 - 25		DC 12V	HY10502	page 183
				DC 24V	HY10504	

#### Однорядные теплообменники с регулируемым термостатом, вентиляторами на 220/380V AC, 12/24V DC и гидравлическими моторами

#### Core Single Heat Exchangers with Adjustable Thermostat, 230/380AC, 12/24DC and Hydraulic fan motors

Тип Type	Расход масла, л/мин Oil flow, l/1'	Эффективность Performance kW ( $\Delta T = 40^\circ C$ )	Емкость, л Capacity, l	Питание Power supply	Кодировка Coding	№ страницы Page Nr
HY020	30 – 120	5,5 - 7,5	2,7	Single phase 230V	HY02001	page 166
				Triple phase 230V / 400V	HY02003	
		7 - 10		DC 12V	HY02002	page 184
				DC 24V	HY02004	
HY036	40 – 160	7,5 - 10	4,6	Single phase 230V	HY03601	page 167
				Triple phase 230V / 400V	HY03603	
		11 - 15		DC 12V	HY03602	page 185
				DC 24V	HY03604	
HY037	50 – 200	11 - 15	4,2	Single phase 230V	HY03701	page 168
				Triple phase 230V / 400V	HY03703	
		12 - 17		DC 12V	HY03702	page 186
				DC 24V	HY03704	
HY055	50 – 200	15 - 20	6,3	Single phase 230V	HY05501	page 169
				Triple phase 230V / 400V	HY05503	
		15 - 20		DC 12V	HY05502	page 187
				DC 24V	HY05504	
HY098	60 – 240	17 - 24	9,8	Triple phase 230V / 400V	HY09803	page 170
				DC 12V	HY09802	page 188
		19 - 25		DC 24V	HY09804	
HY115	60 - 240	21 - 27	11,5	Single phase 230V	HY11501	page 171
				Triple phase 230V / 400V	HY11503	
		20 - 27		DC 12V	HY11502	page 189
		23 - 30		DC 24V	HY11504	
HY130	80 - 320	30 - 44	19	Triple phase 230V / 400V	HY13003	page 172
		40 - 47		Hydraulic motor	HY13005	page 190
HY140	100 - 400	40 - 54	22	Triple phase 230V / 400V	HY14003	page 173
		50 - 60		Hydraulic motor	HY14005	page 191
HY160	100 - 400	55 - 75	31	Triple phase 230V / 400V	HY16003	page 174
		75 - 90		Hydraulic motor	HY16005	page 192

Воздушно-масляный теплообменники с регулируемым термостатом в диапазоне от 0-90 °C и электромонтажной системой.

Air-oil heat exchangers with single-phase or tri-phase AC power supply, adjustable thermostat at 0-90°C, wired electrical system for easy installation.



**Двухрядные теплообменники с нерегулируемым термостатом, вентиляторами на 220/380V AC, 12/24V DC и гидравлическими моторами**

**Core Dual Heat Exchangers with Fixed Thermostat, 230/380AC, 12/24DC and Hydraulic fan motors**

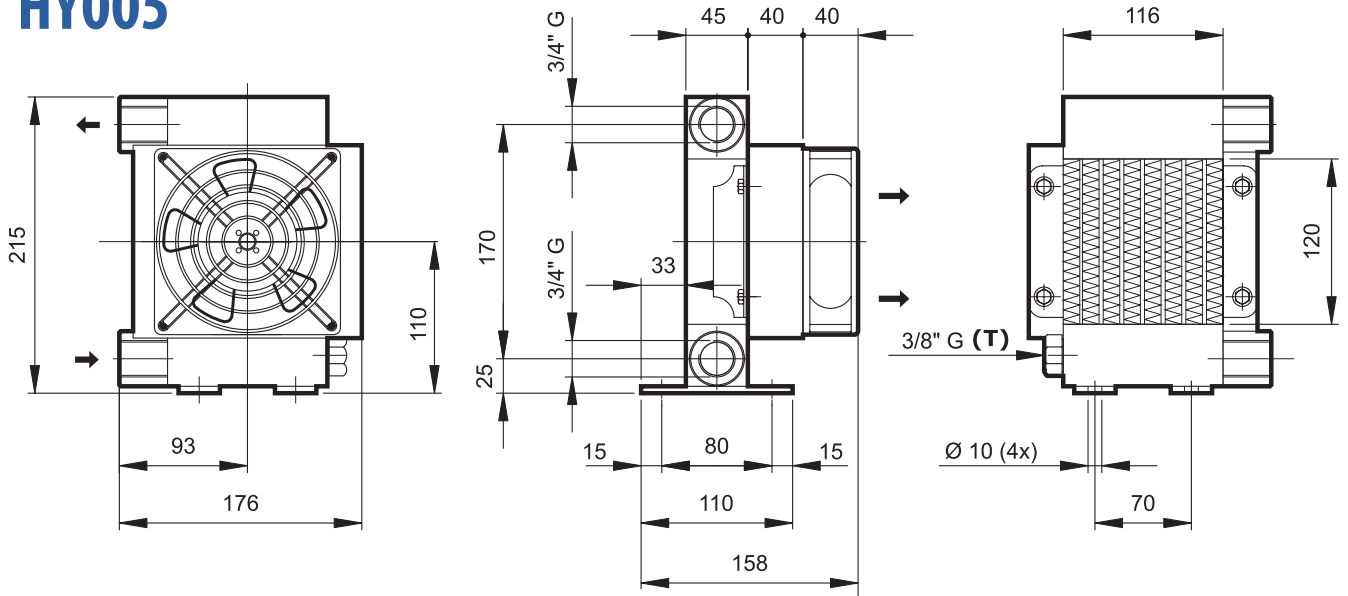
Тип Type	Расход масла, л/мин Oil flow, l/1'	Эффективность Performance kW ( $\Delta T = 40\text{ }^{\circ}\text{C}$ )	Емкость, л Capacity, l	Питание Power supply	Кодировка Coding	№ страницы Page Nr
HY215	30 - 120	14 - 20	8,7	Triple phase 230V / 400V	HY21503	page 193
		13 - 20		DC 12V	HY21502	page 198
				DC 24V	HY21504	
HY220	30 - 180	20 - 30	11	Triple phase 230V / 400V	HY22003	page 194
		18 - 27		DC 12V	HY22002	page 199
				DC 24V	HY22004	page 201
		22 - 35		Hydraulic motor	HY22005	
HY225	30 - 180	25 - 41	15	Triple phase 230V / 400V	HY22503	page 195
		23 - 37		DC 12V	HY22502	page 200
				DC 24V	HY22504	page 202
		30 - 50		Hydraulic motor	HY22505	
HY230	50 - 200	37 - 55	18	Triple phase 230V / 400V	HY23003	page 196
		37 - 60		Hydraulic motor	HY23005	page 203
HY235	60 - 300	45 - 60	34	Triple phase 230V / 400V	HY23503	page 197
		63 - 85		Hydraulic motor	HY23505	page 204



# AIR-OIL HEAT EXCHANGERS

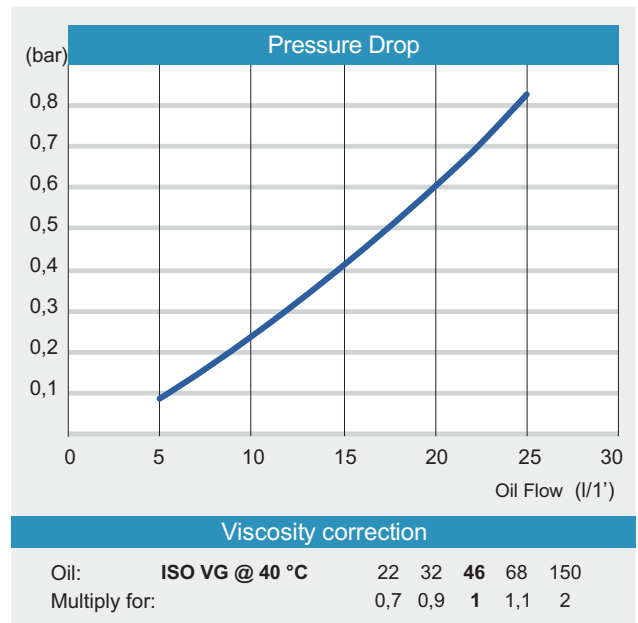
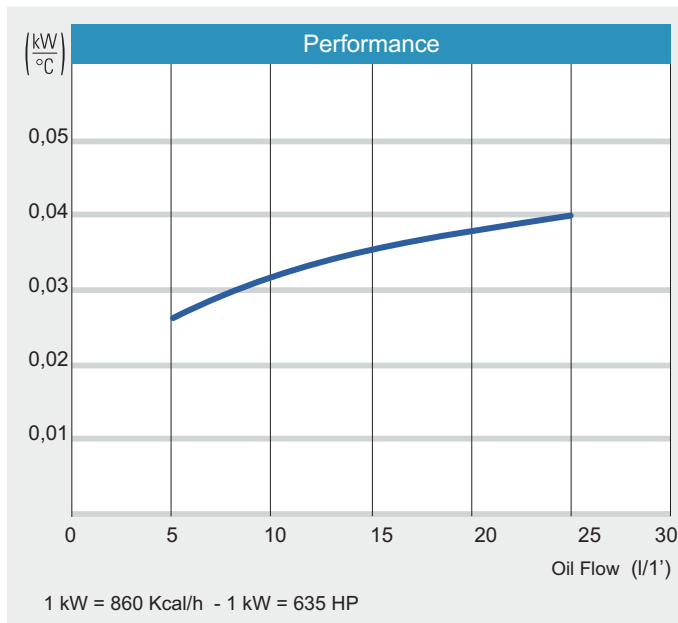
## HY-100 Series with AC motor, Fixed Thermostat

### HY005



#### Technical information

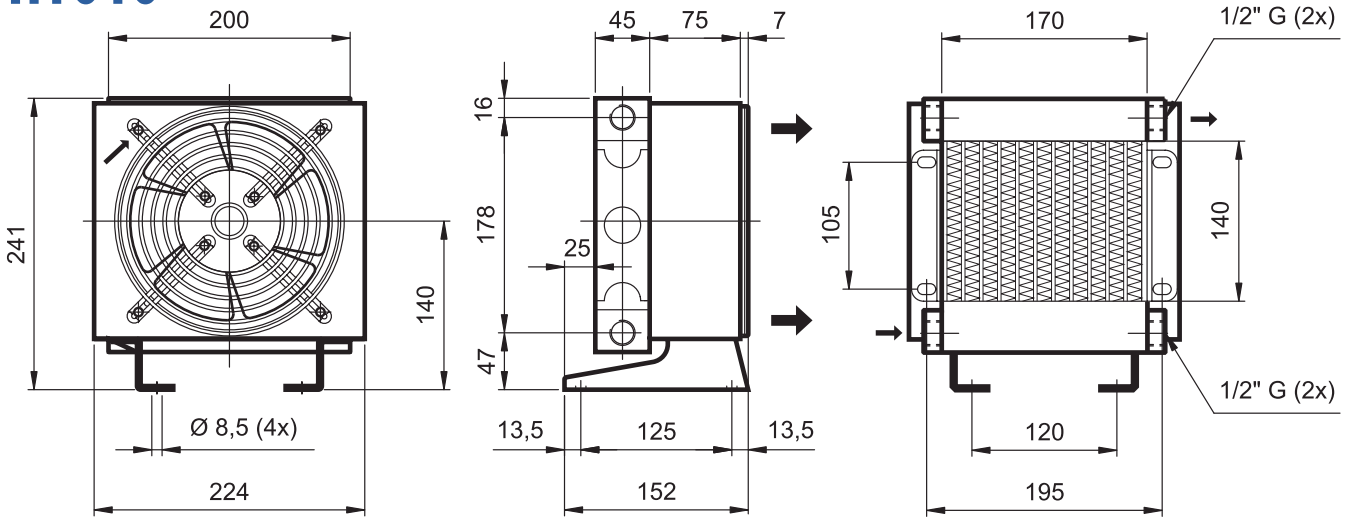
Type	Oil flow	Capacity	Weight	Voltage	Frequency	Current	Power	Fan Ø	Air flow	Noise Level
	L'	L	Kg	V	Hz	A	W	mm	m <sup>3</sup> /h	dB(A)
HY00501	5 - 25	0,6	5	230	50/60	0,13/0,11	30/26	120	150	46



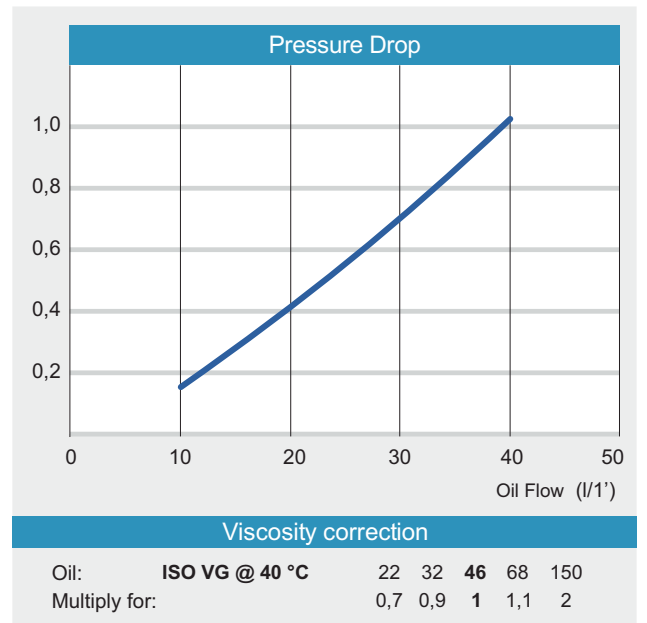
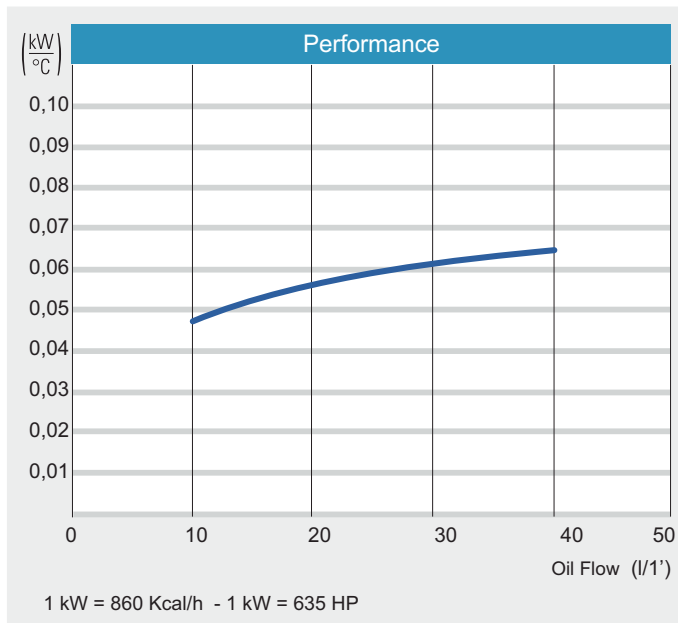
# AIR-OIL HEAT EXCHANGERS

## HY-100 Series with AC motor, Fixed Thermostat

### HY010



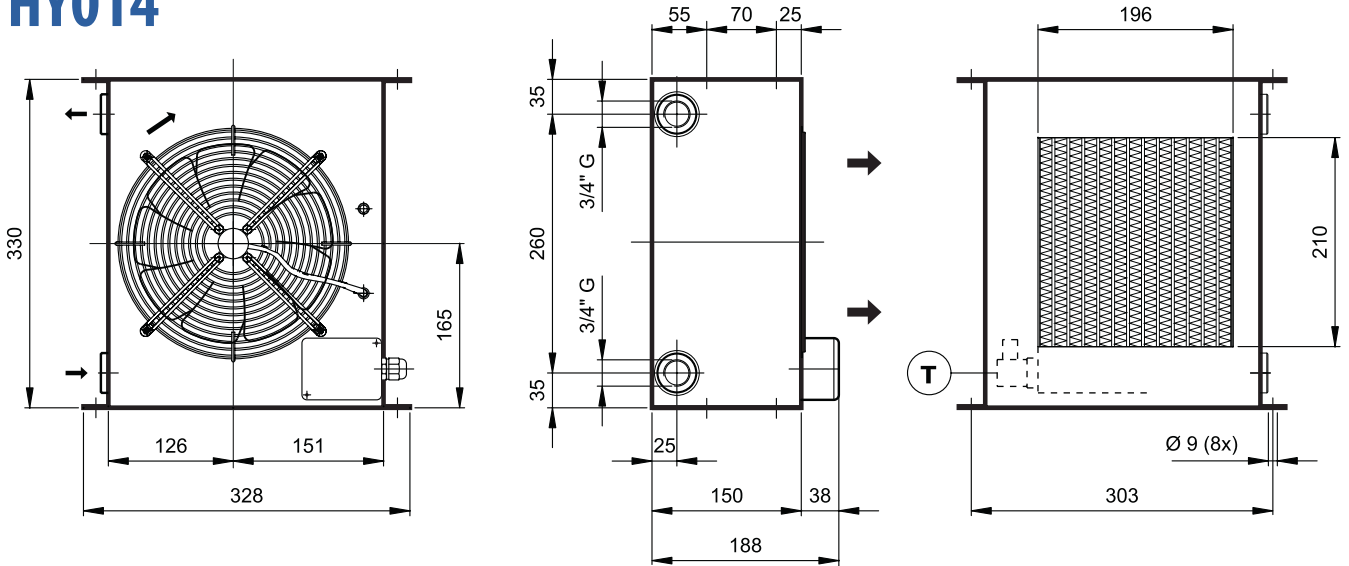
Technical information										
Type	Oil flow	Capacity	Weight	Voltage	Frequency	Current	Power	Fan Ø	Air flow	Noise Level
	L'	L	Kg	V	Hz	A	W	mm	m³/h	dB(A)
HY01001	10 - 40	0,8	6	230	50/60	0,9	45	175	230	65
HY01003	10 - 40	0,8	6	230/400	50/60	0,9	45	175	230	65



# AIR-OIL HEAT EXCHANGERS

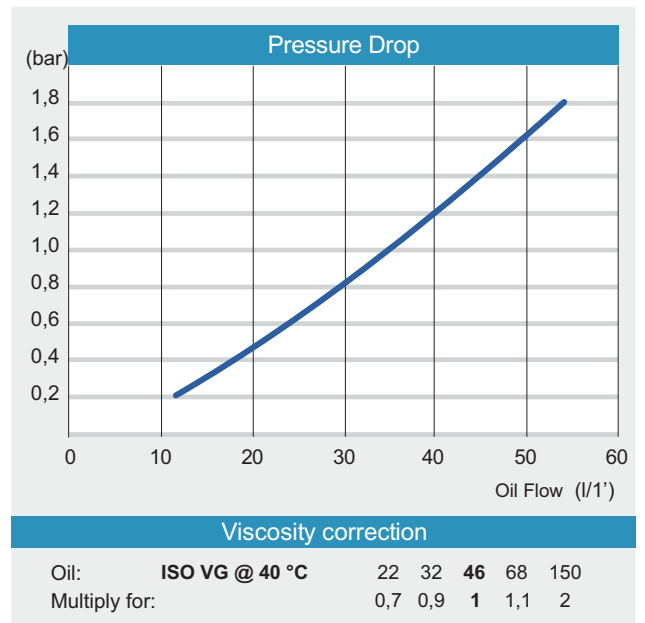
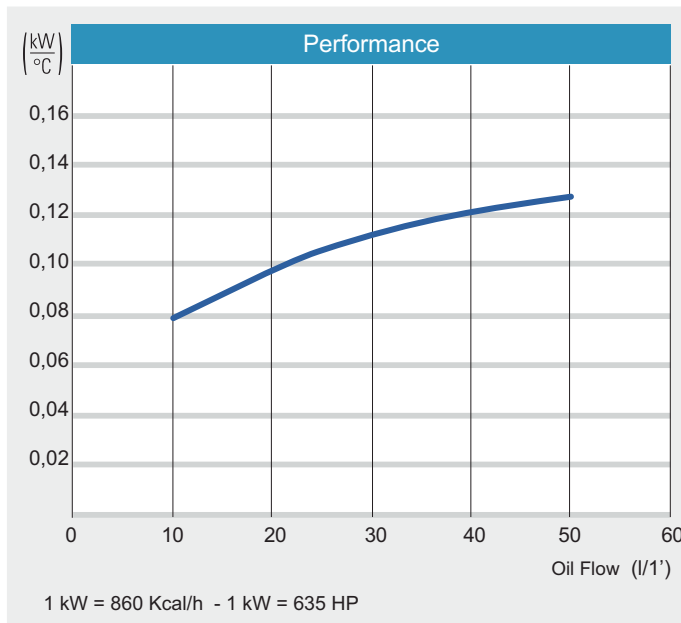
## HY-100 Series with AC motor, Fixed Thermostat

### HY014



#### Technical information

Type	Oil flow	Capacity	Weight	Voltage	Frequency	Current	Power	Fan Ø	Air flow	Noise Level
	L'	L	Kg	V	Hz	A	W	mm	m <sup>3</sup> /h	dB(A)
HY01401	10 - 50	1,3	5,7	230	50/60	0,27/0,33	62/76	200	650	65
HY01403	10 - 50	1,3	5,7	230/400	50/60	1,28/1,1	66/68	200	650	65

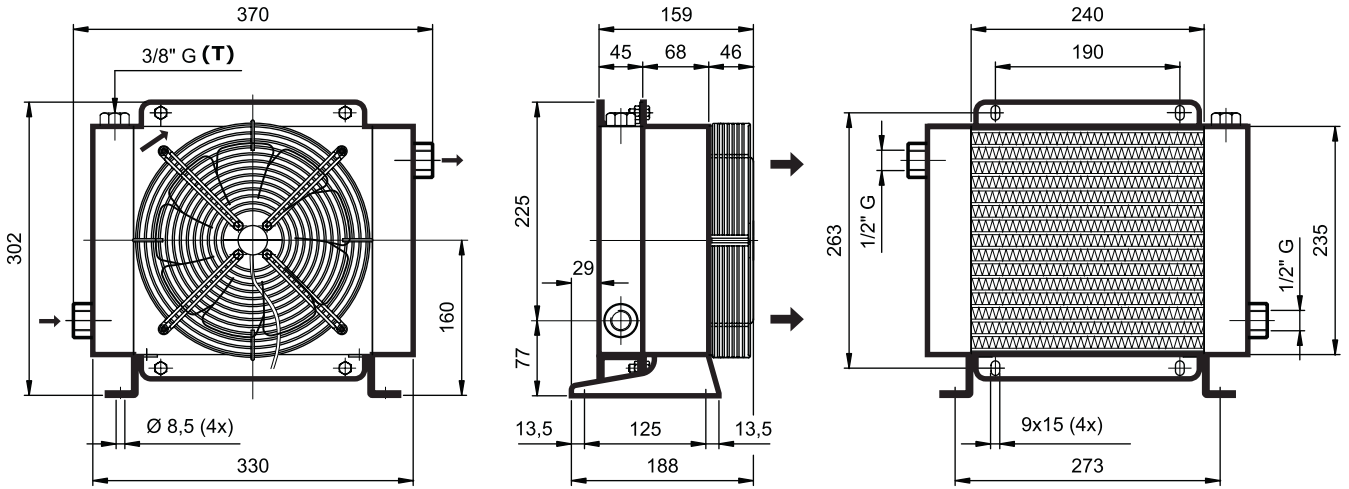




# AIR-OIL HEAT EXCHANGERS

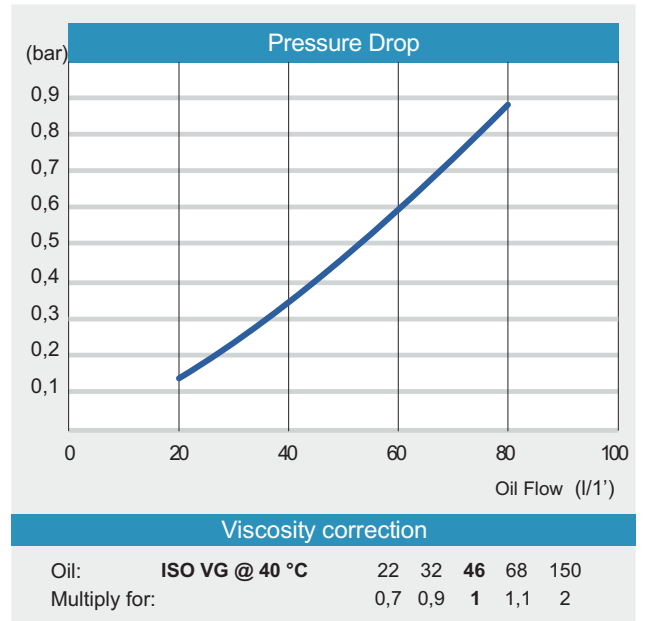
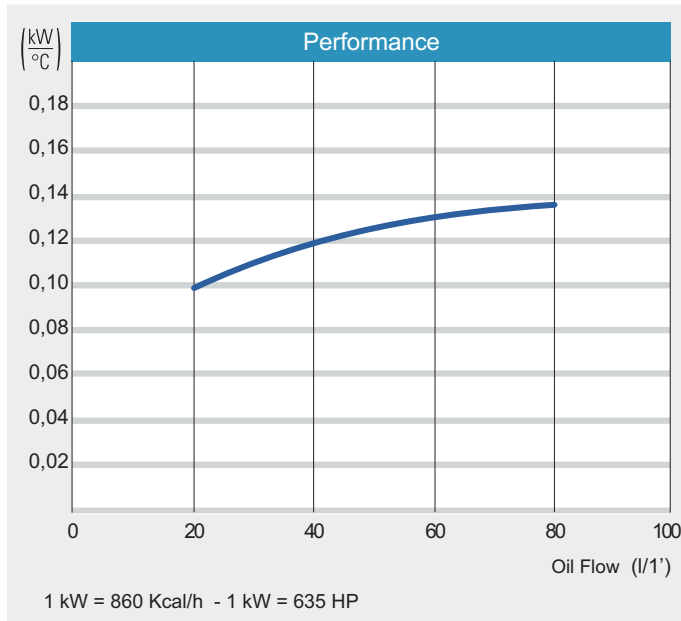
## HY-100 Series with AC motor, Fixed Thermostat

### HY016



#### Technical information

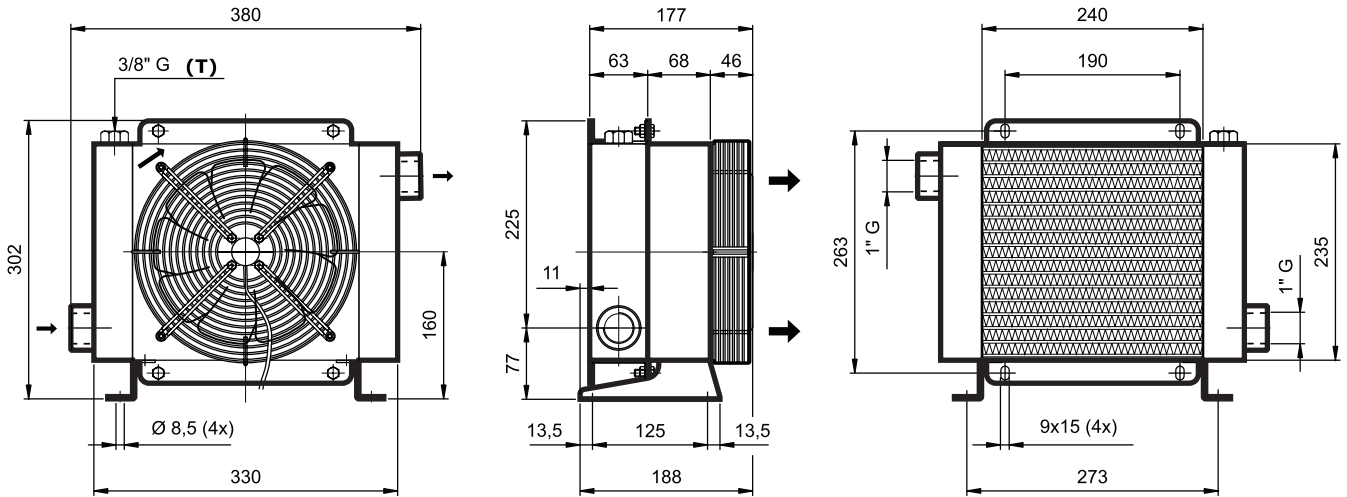
Type	Oil flow	Capacity	Weight	Voltage	Frequency	Current	Power	Fan Ø	Air flow	Noise Level
	L'	L	Kg	V	Hz	A	W	mm	m³/h	dB(A)
HY01601	20 - 80	1,6	6,6	230	50/60	0,27/0,33	62/76	200	650	65
HY01603	20 - 80	1,6	6,6	230/400	50/60	1,28/1,1	66/68	200	650	65



# AIR-OIL HEAT EXCHANGERS

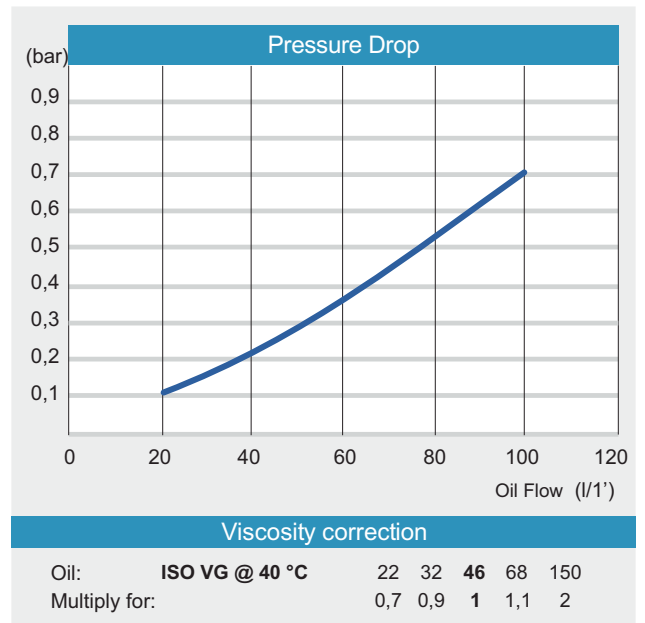
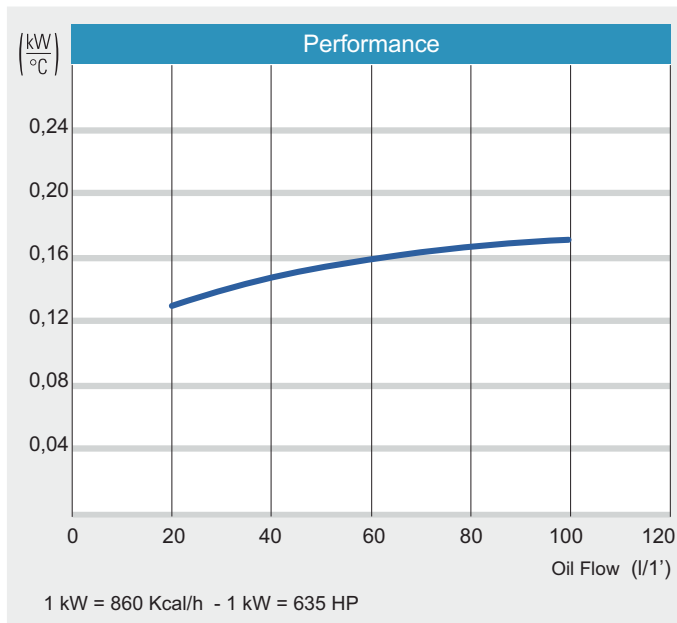
## HY-100 Series with AC motor, Fixed Thermostat

### HY018



#### Technical information

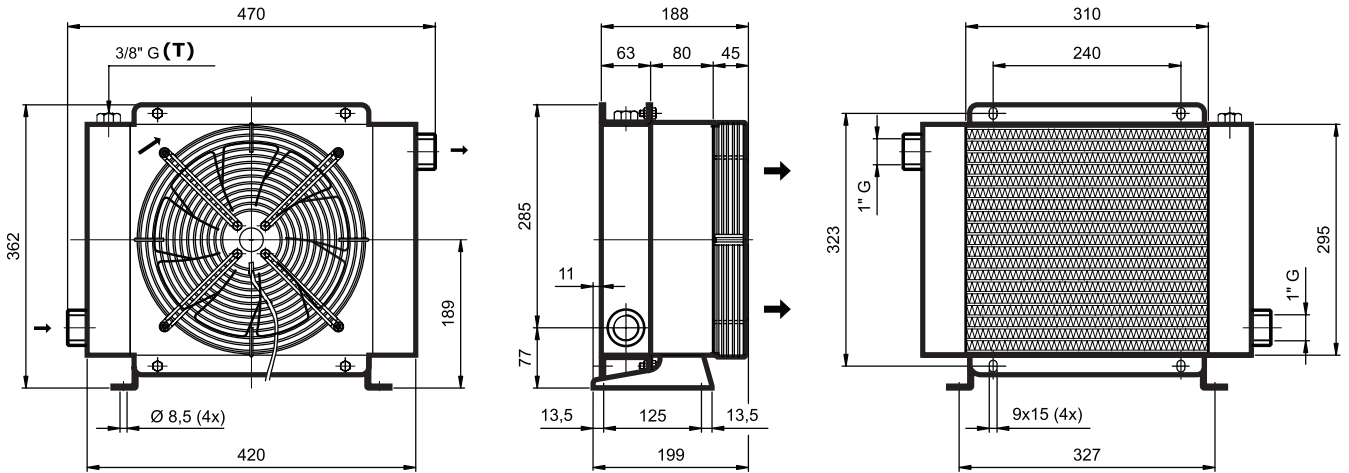
Type	Oil flow	Capacity	Weight	Voltage	Frequency	Current	Power	Fan Ø	Air flow	Noise Level
	L'	L	Kg	V	Hz	A	W	mm	m <sup>3</sup> /h	dB(A)
HY01801	20 - 100	2,3	7,7	230	50/60	0,27/0,33	62/76	200	650	67
HY01803	20 - 100	2,3	7,7	230/400	50/60	1,28/1,1	66/68	200	650	67



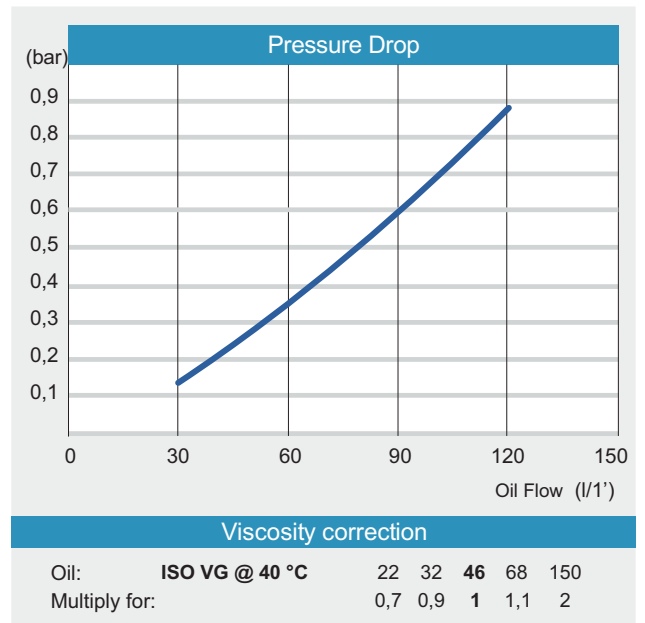
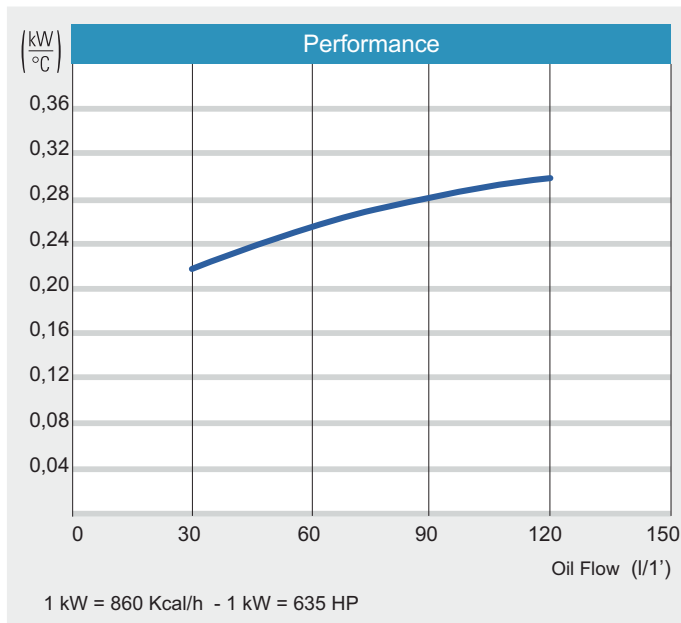
# AIR-OIL HEAT EXCHANGERS

## HY-100 Series with AC motor, Fixed Thermostat

### HY024



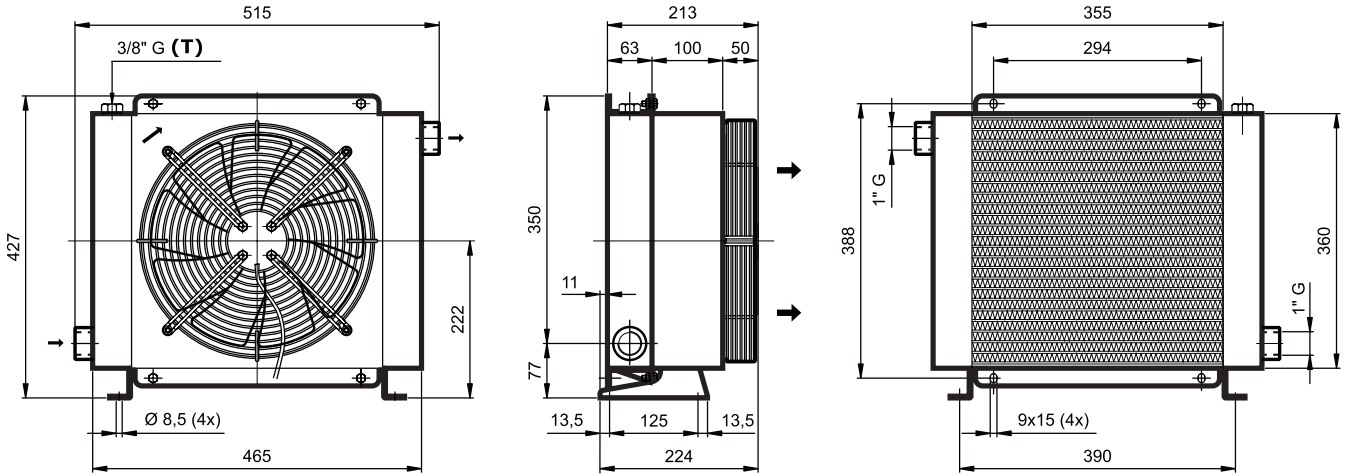
Technical information										
Type	Oil flow	Capacity	Weight	Voltage	Frequency	Current	Power	Fan Ø	Air flow	Noise Level
	L'	L	Kg	V	Hz	A	W	mm	m <sup>3</sup> /h	dB(A)
HY02401	30 - 120	3,7	11,4	230	50/60	0,43/0,52	100/120	250	1400	70
HY02403	30 - 120	3,7	11,4	230/400	50/60	0,39/0,56	90/130	250	1400	70



# AIR-OIL HEAT EXCHANGERS

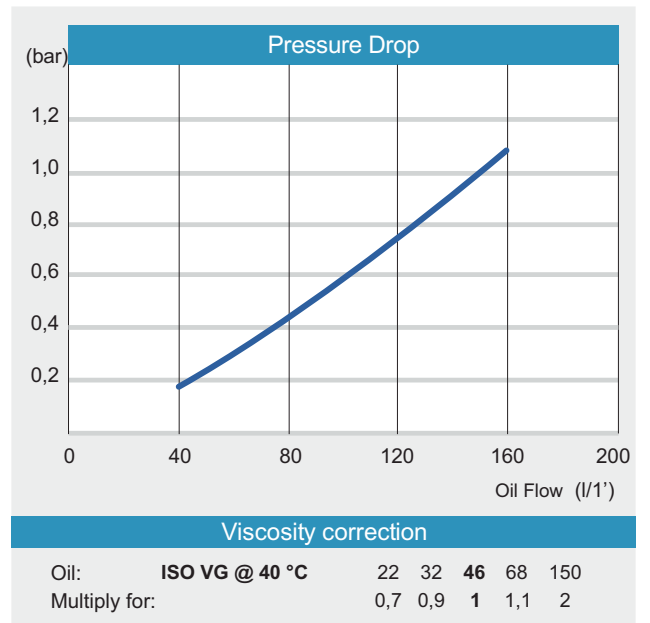
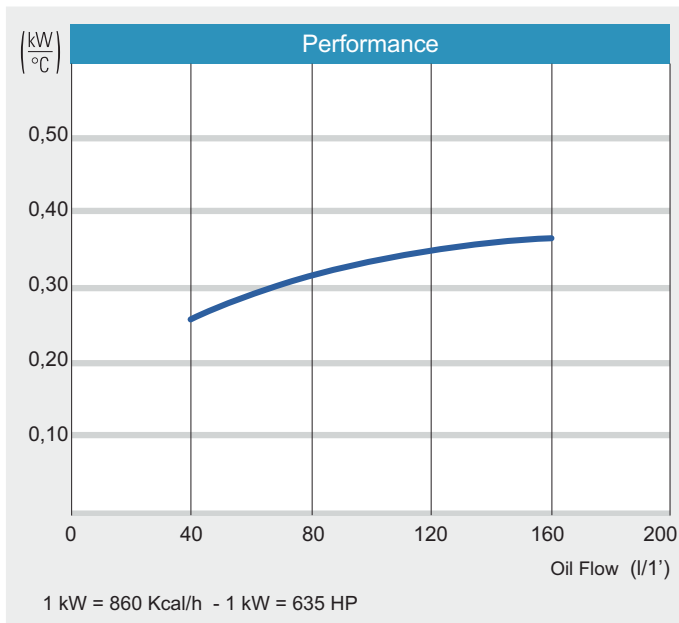
## HY-100 Series with AC motor, Fixed Thermostat

### HY038



#### Technical information

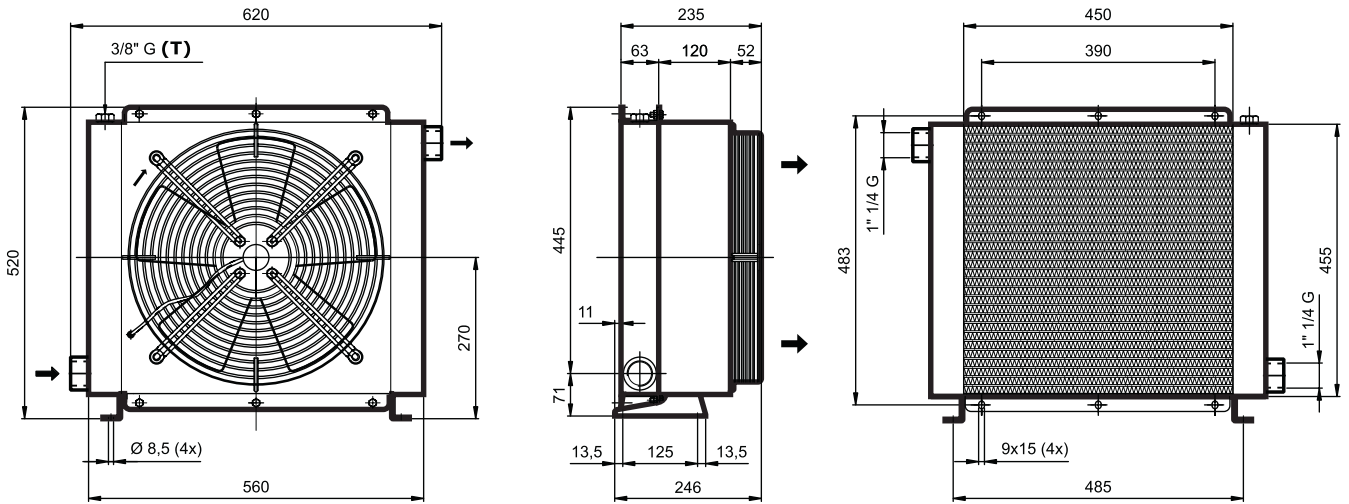
Type	Oil flow	Capacity	Weight	Voltage	Frequency	Current	Power	Fan Ø	Air flow	Noise Level
	L'	L	Kg	V	Hz	A	W	mm	m <sup>3</sup> /h	dB(A)
HY03801	40 - 160	4,8	19,3	230	50/60	0,95/1,17	220/270	300	2400	75
HY03803	40 - 160	4,8	19,3	230/400	50/60	1/1,2	250/290	300	2400	75



# AIR-OIL HEAT EXCHANGERS

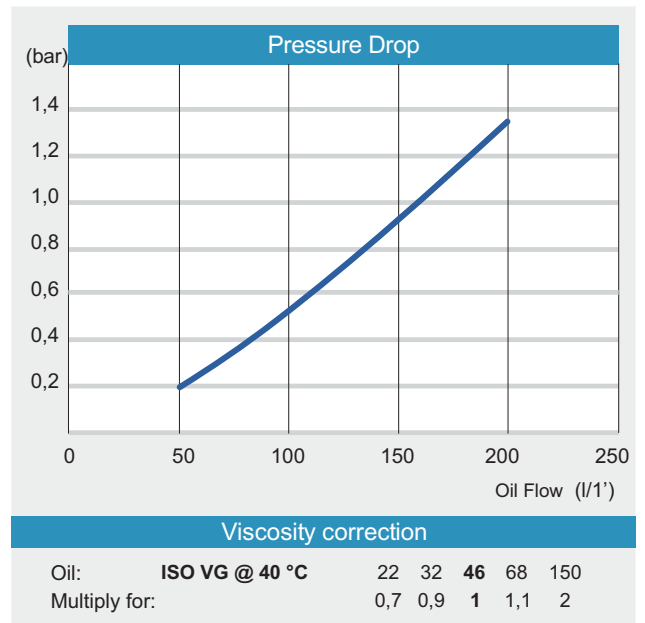
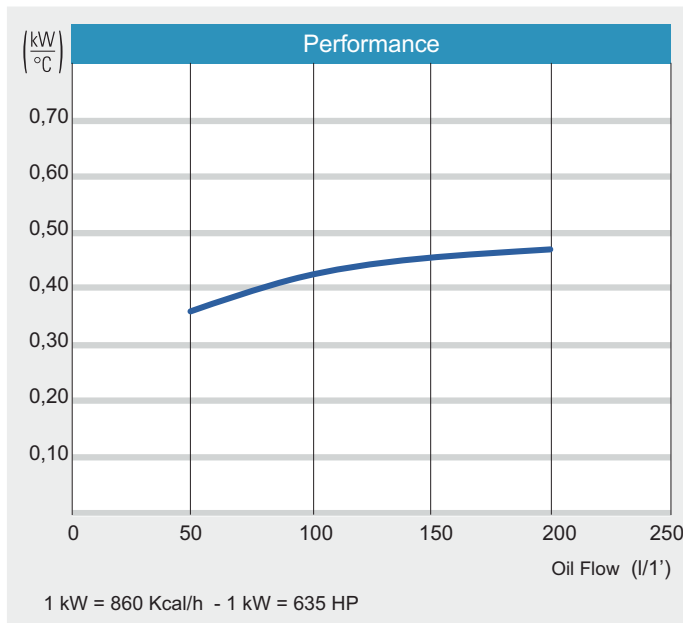
## HY-100 Series with AC motor, Fixed Thermostat

### HY057



#### Technical information

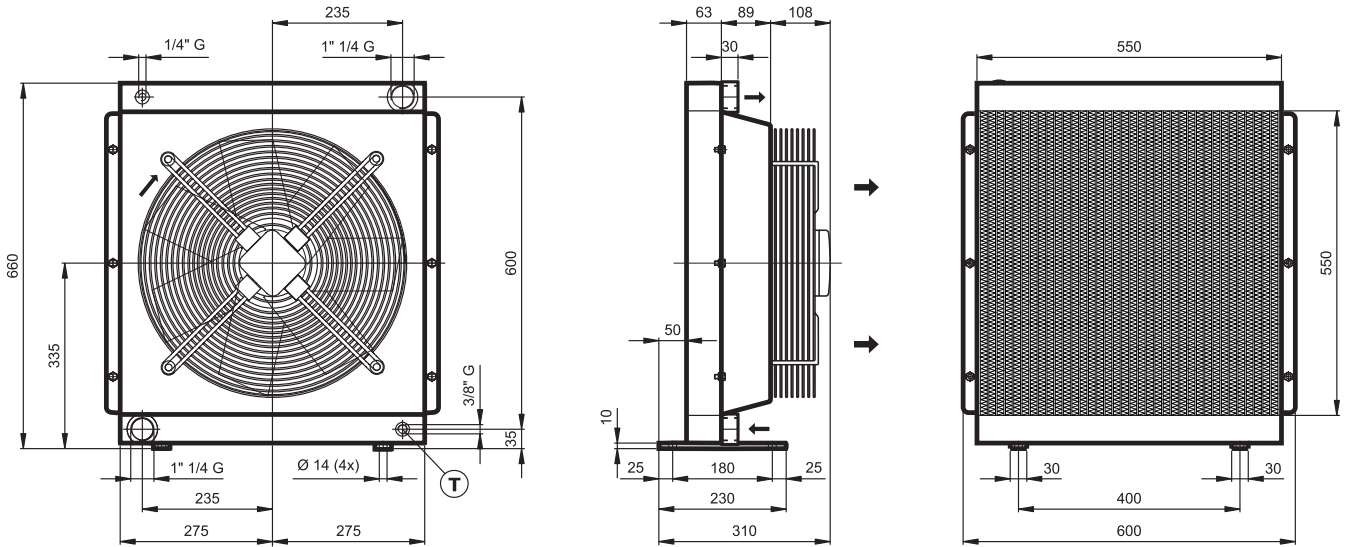
Type	Oil flow	Capacity	Weight	Voltage	Frequency	Current	Power	Fan Ø	Air flow	Noise Level
	L'	L	Kg	V	Hz	A	W	mm	m <sup>3</sup> /h	dB(A)
HY03801	50 - 200	6,7	22,4	230	50/60	0,69/0,95	160/200	400	2400	70
HY05703	50 - 200	6,7	22,4	230/400	50/60	0,56/0,78	130/180	400	2400	70



# AIR-OIL HEAT EXCHANGERS

## HY-100 Series with AC motor, Fixed Thermostat

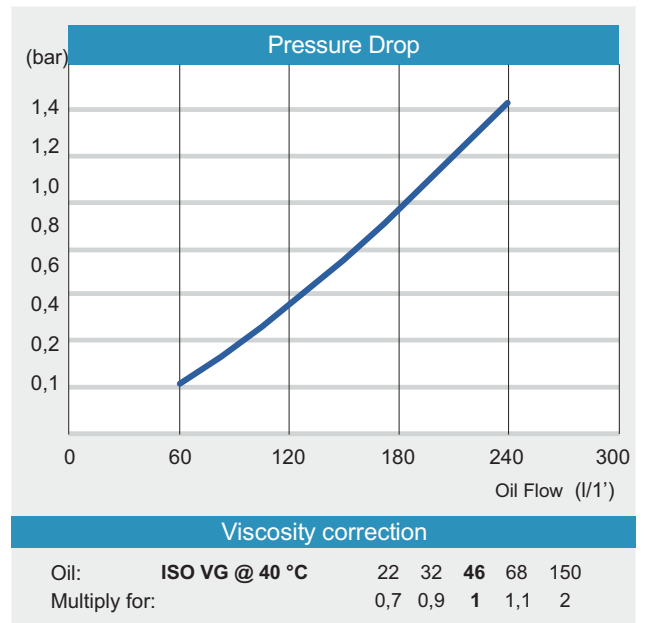
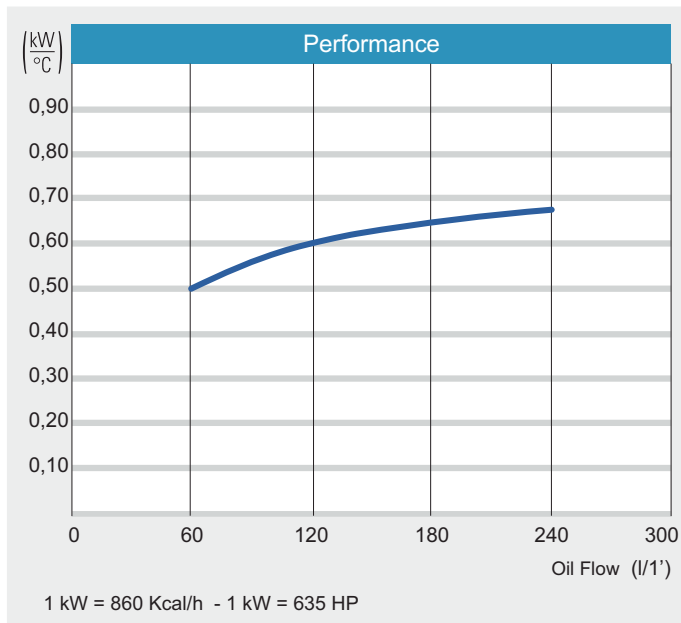
### HY105



**230  
400**  
Volt



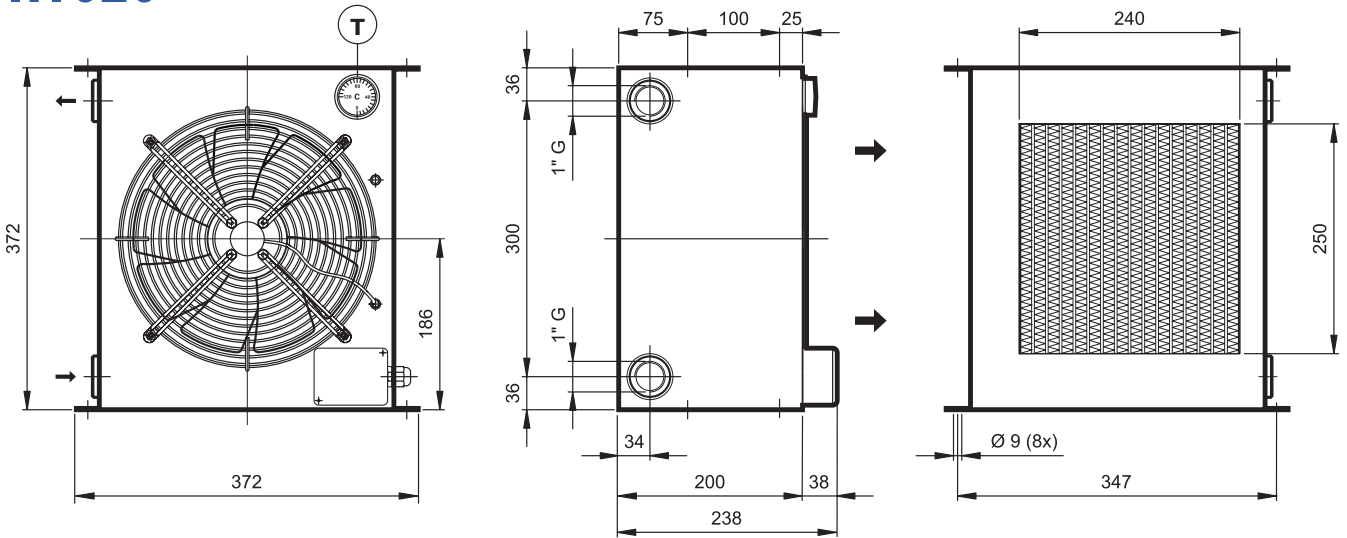
Technical information										
Type	Oil flow	Capacity	Weight	Voltage	Frequency	Current	Power	Fan Ø	Air flow	Noise Level
	L/h	L	Kg	V	Hz	A	W	mm	m³/h	dB(A)
HY10503	60 - 240	9,8	27	230/400	50/60	0,55/0,72	305/390	450	2600	72



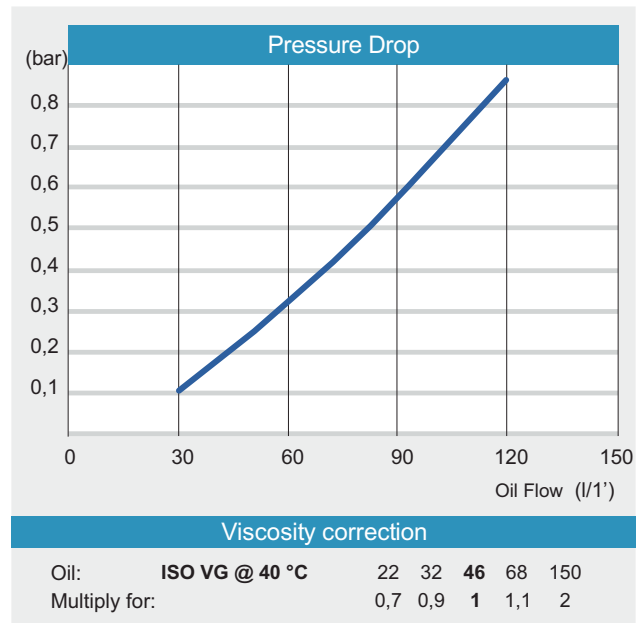
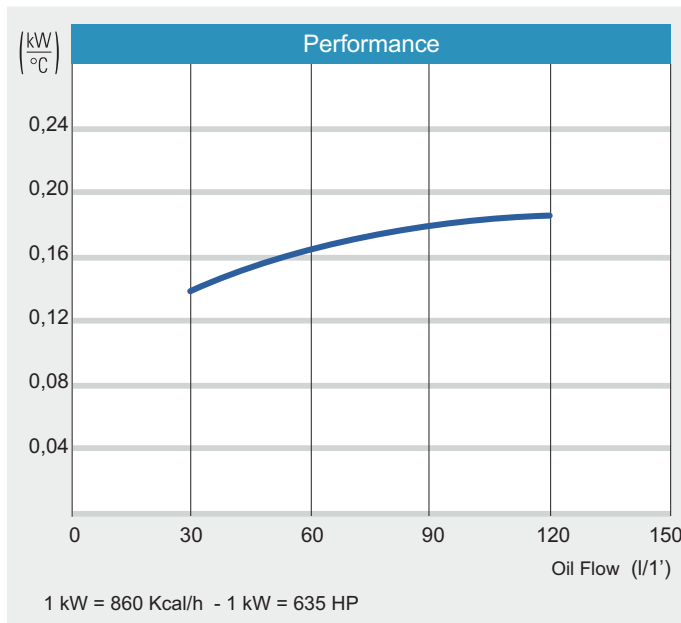
# AIR-OIL HEAT EXCHANGERS

## HY-100 Series with AC motor, Adjustable Thermostat

### HY020



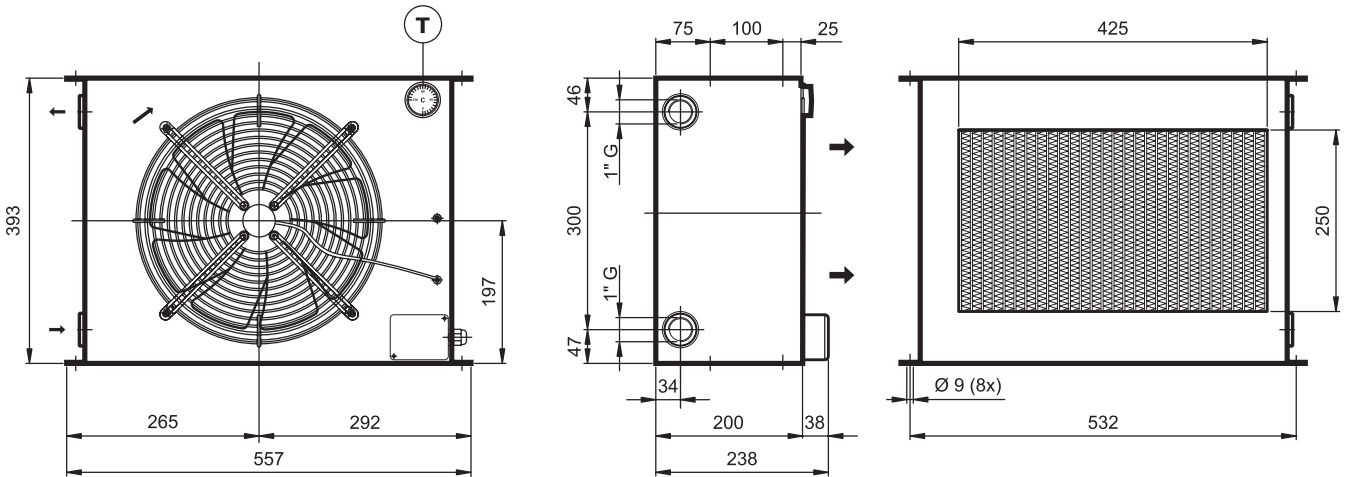
Technical information										
Type	Oil flow	Capacity	Weight	Voltage	Frequency	Current	Power	Fan Ø	Air flow	Noise Level
	L'	L	Kg	V	Hz	A	W	mm	m³/h	dB(A)
HY02001	30 - 120	2,7	9,3	230	50/60	0,43/0,52	100/120	250	1100	70
HY02003	30 - 120	2,7	9,3	230/400	50/60	0,39/0,56	90/130	250	1100	70



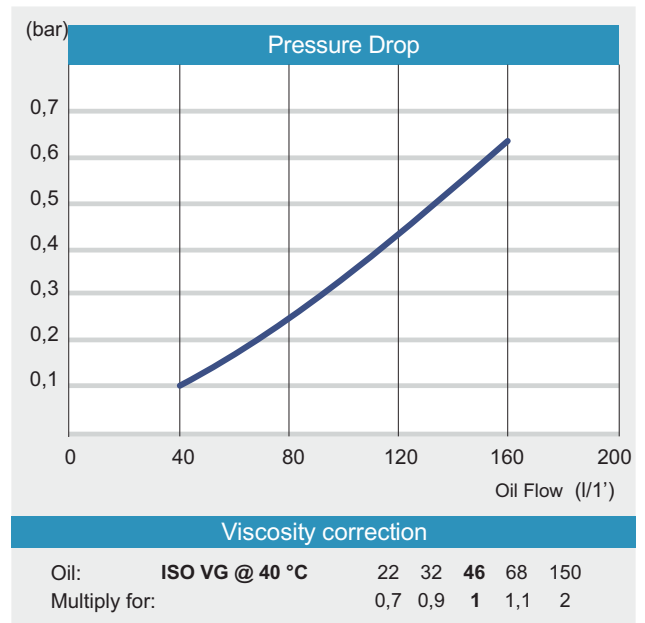
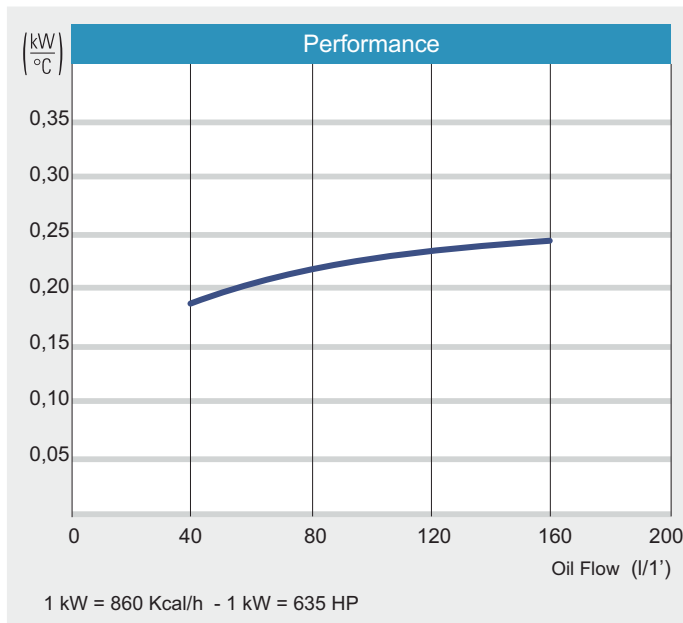
# AIR-OIL HEAT EXCHANGERS

## HY-100 Series with AC motor, Adjustable Thermostat

### HY036



Technical information										
Type	Oil flow	Capacity	Weight	Voltage	Frequency	Current	Power	Fan Ø	Air flow	Noise Level
	L'	L	Kg	V	Hz	A	W	mm	m³/h	dB(A)
HY03601	40 - 160	4,6	12,6	230	50/60	0,95/1,17	220/270	300	1800	73
HY03603	40 - 160	4,6	12,6	230/400	50/60	1/1,2	250/290	300	1800	73

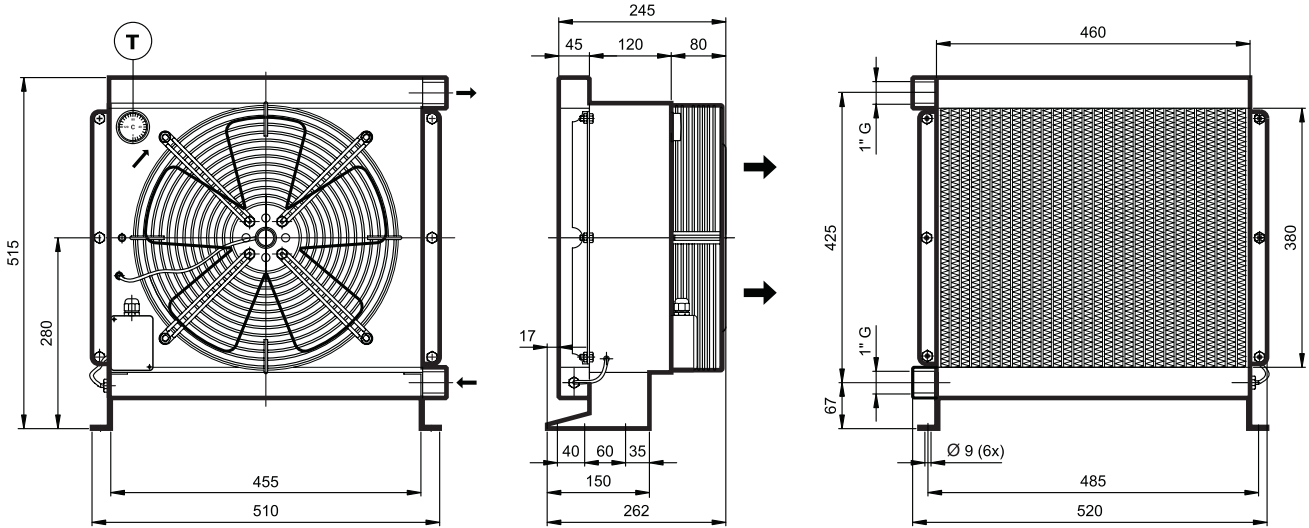




# AIR-OIL HEAT EXCHANGERS

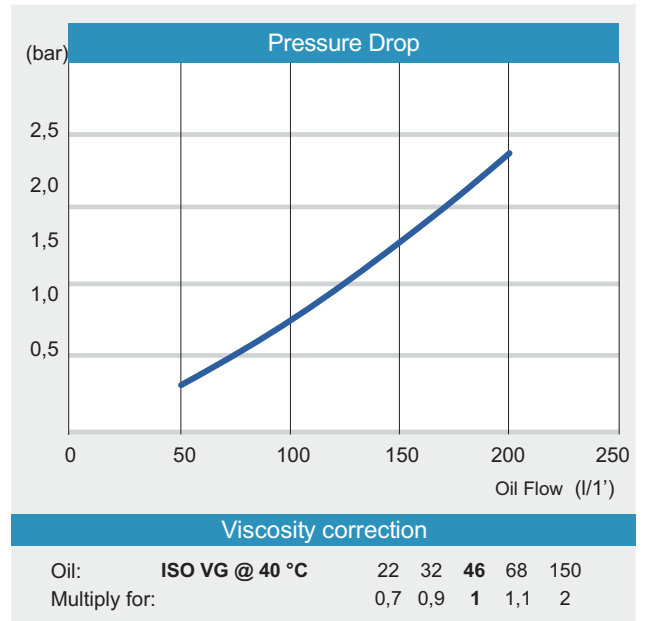
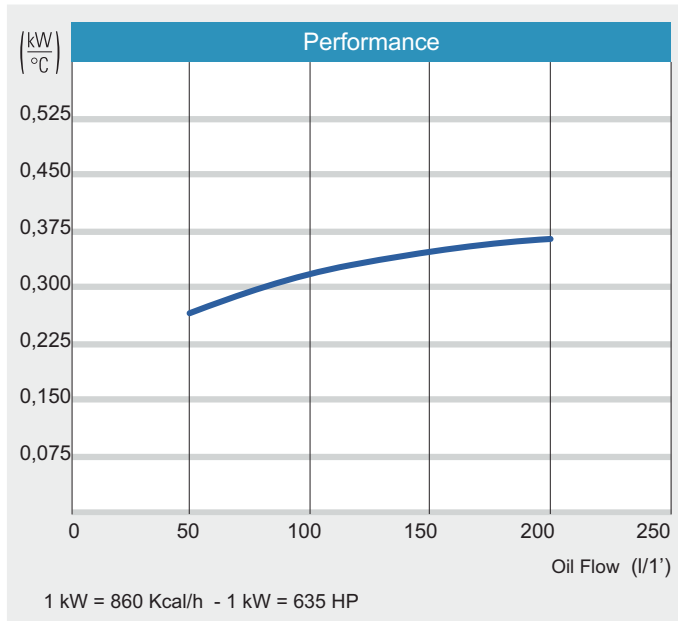
## HY-100 Series with AC motor, Adjustable Thermostat

### HY037



#### Technical information

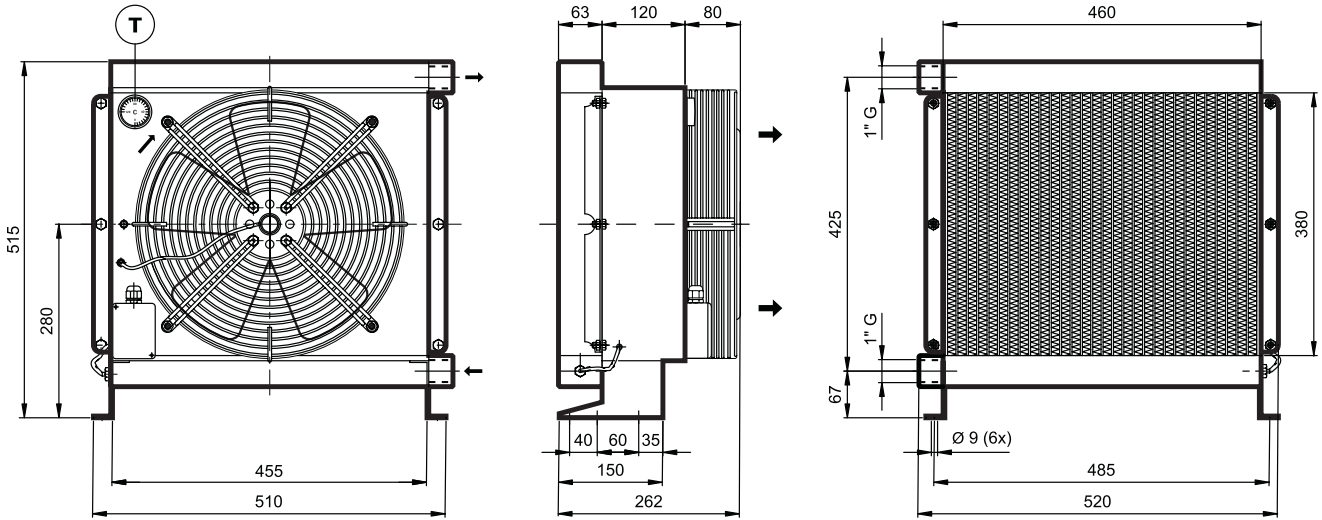
Type	Oil flow	Capacity	Weight	Voltage	Frequency	Current	Power	Fan Ø	Air flow	Noise Level
	L/h	L	Kg	V	Hz	A	W	mm	m³/h	dB(A)
HY03701	50 - 200	4,2	18,4	230	50/60	0,52/0,74	120/170	350	2700	72
HY03703	50 - 200	4,2	18,4	230/400	50/60	0,56/0,78	130/180	350	2700	72



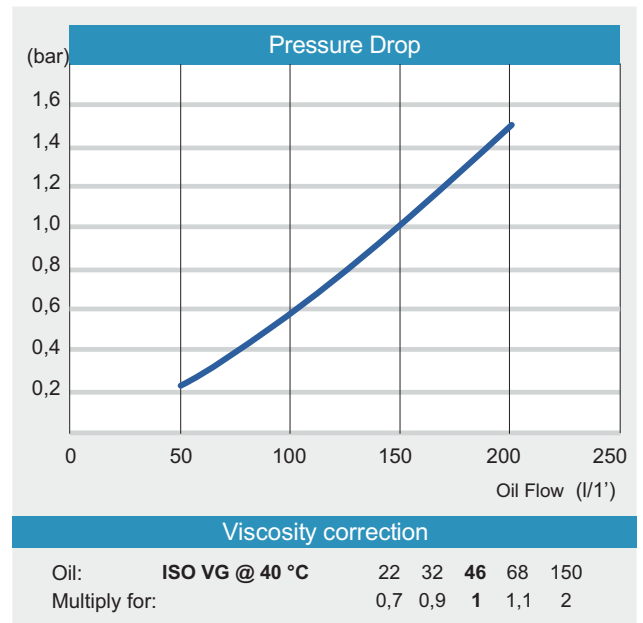
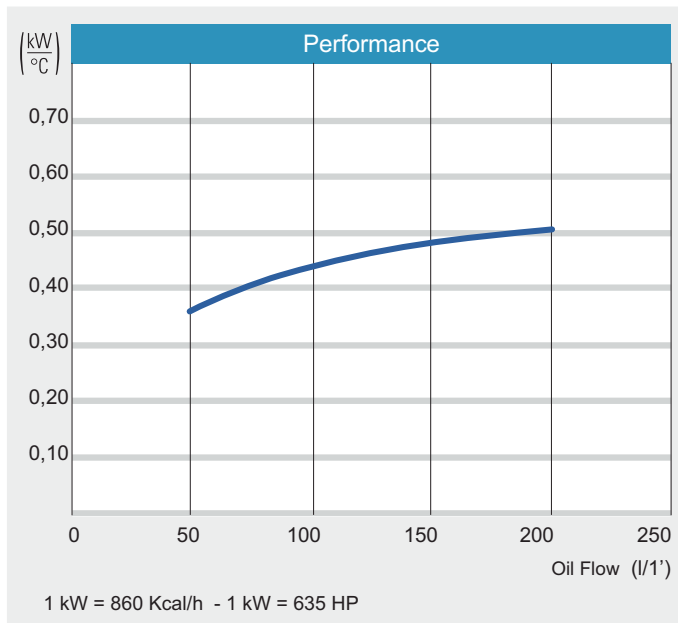
# AIR-OIL HEAT EXCHANGERS

## HY-100 Series with AC motor, Adjustable Thermostat

### HY055



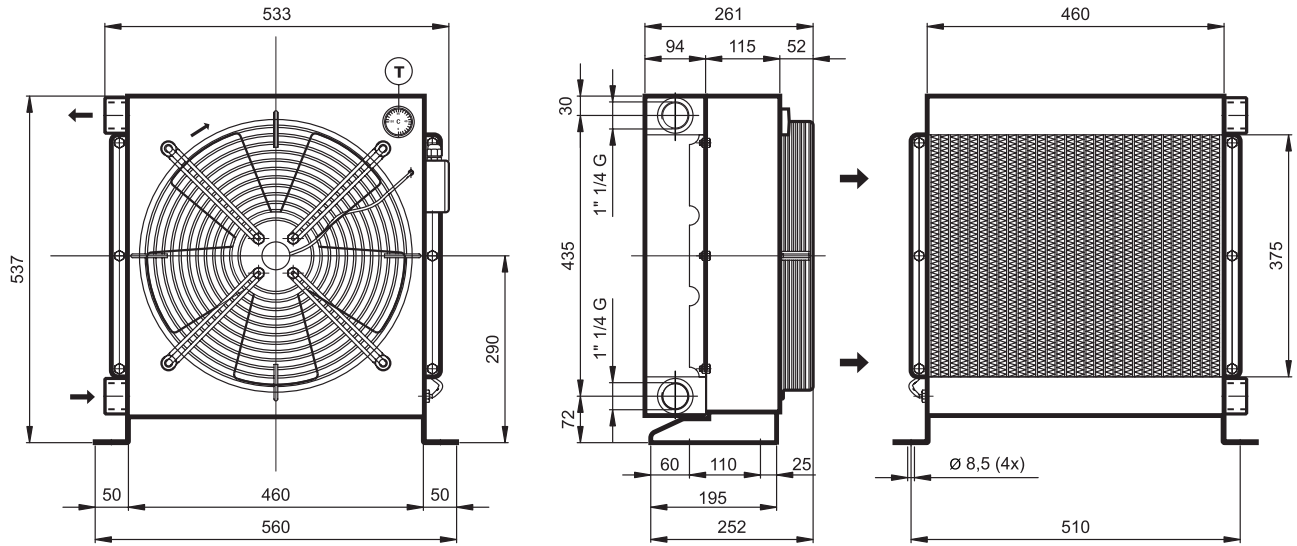
Technical information										
Type	Oil flow	Capacity	Weight	Voltage	Frequency	Current	Power	Fan Ø	Air flow	Noise Level
	L/h	L	Kg	V	Hz	A	W	mm	m³/h	dB(A)
HY05501	50 - 200	6,3	20,3	230	50/60	0,52/0,74	120/170	350	2700	72
HY05503	50 - 200	6,3	20,3	230/400	50/60	0,56/0,78	130/180	350	2700	72



# AIR-OIL HEAT EXCHANGERS

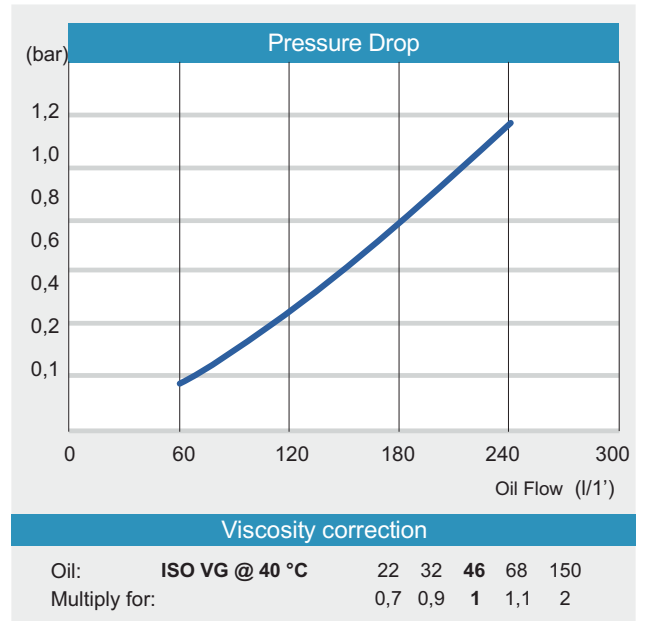
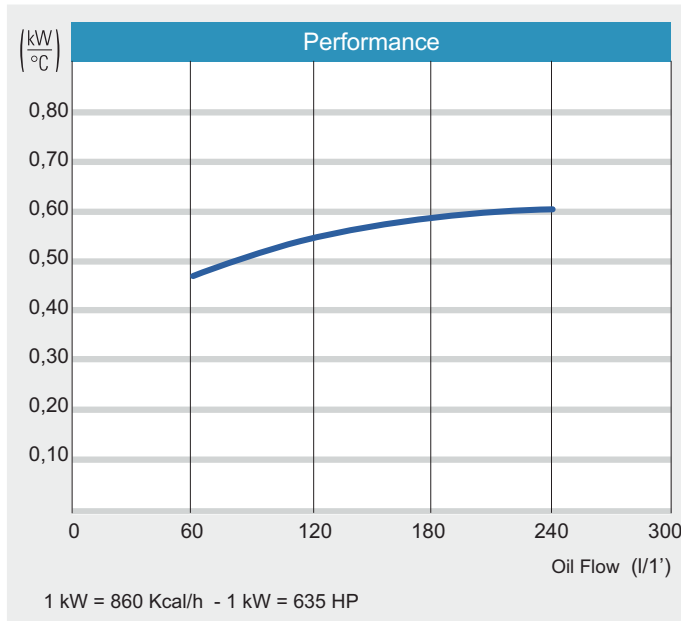
## HY-100 Series with AC motor, Adjustable Thermostat

### HY098



#### Technical information

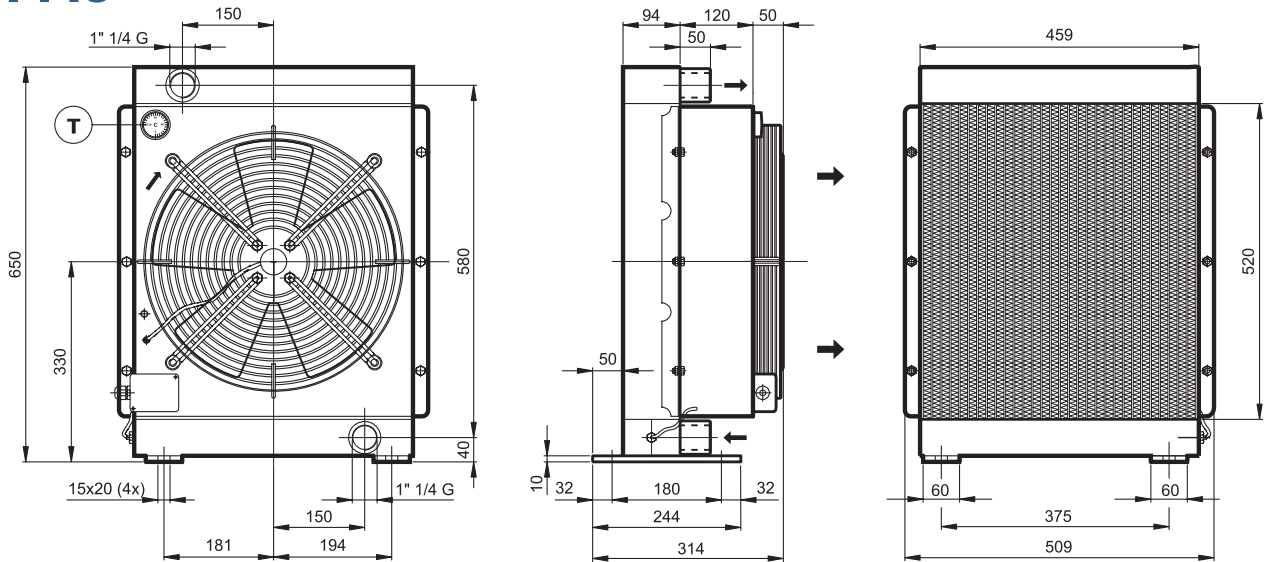
Type	Oil flow	Capacity	Weight	Voltage	Frequency	Current	Power	Fan Ø	Air flow	Noise Level
	L'	L	Kg	V	Hz	A	W	mm	m³/h	dB(A)
HY09803	60 - 240	9,8	28	230/400	50/60	0,56/0,78	130/180	400	2400	70



# AIR-OIL HEAT EXCHANGERS

## HY-100 Series with AC motor, Adjustable Thermostat

### HY115

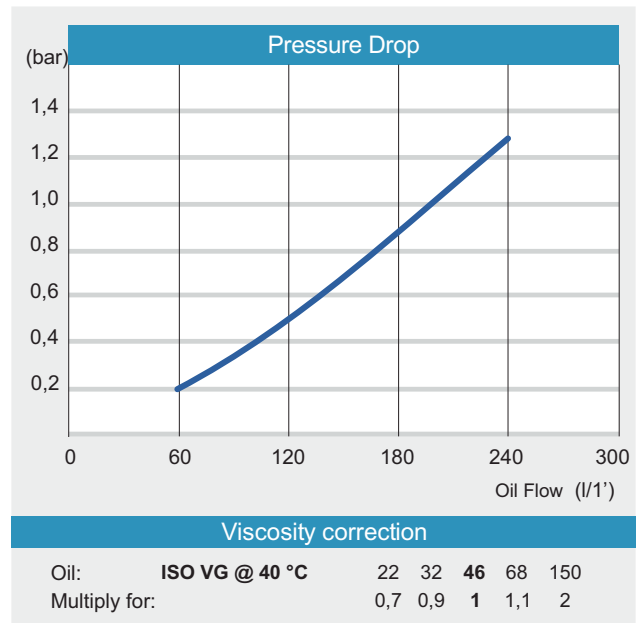
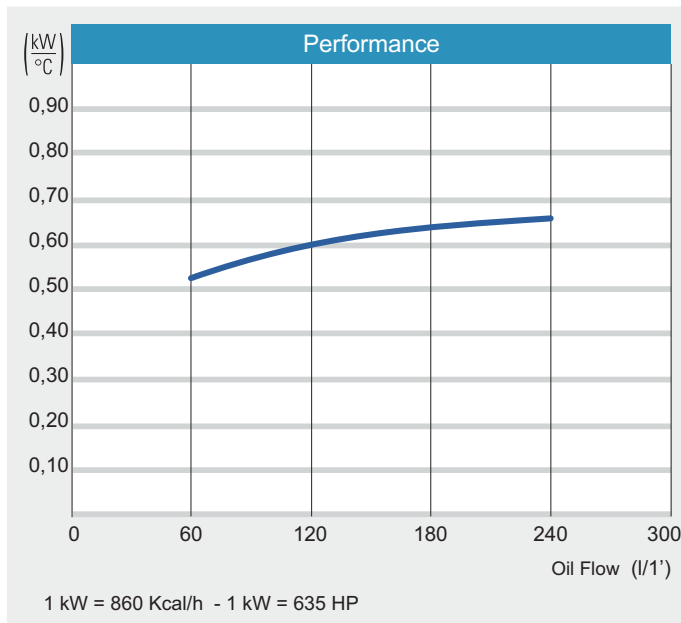


230 Volt
230/400 Volt


FAN
IP44
UNI-EN 294

CE PBD
TEST 35 bar
STATIC 24 bar
DINAMIC 16 bar

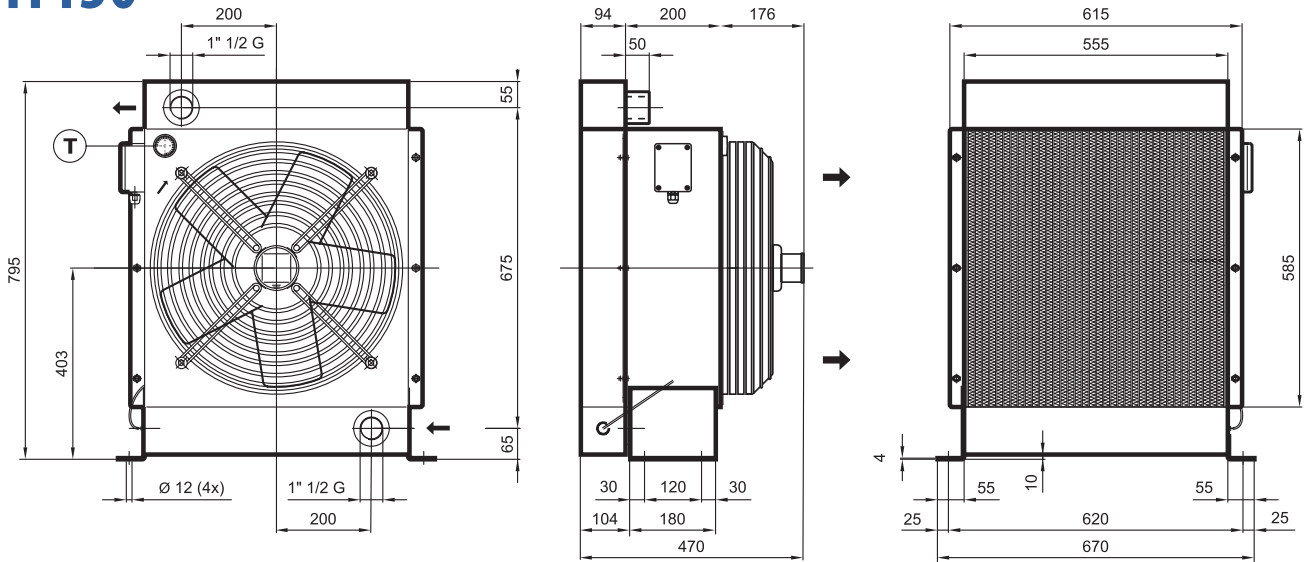
Technical information										
Type	Oil flow	Capacity	Weight	Voltage	Frequency	Current	Power	Fan Ø	Air flow	Noise Level
	L'	L	Kg	V	Hz	A	W	mm	m³/h	dB(A)
HY11501	60 - 240	11,5	33,5	230	50/60	0,69/0,95	160/200	400	2400	70
HY11503	60 - 240	11,5	33,5	230/400	50/60	0,56/0,78	130/180	400	2400	70



# AIR-OIL HEAT EXCHANGERS

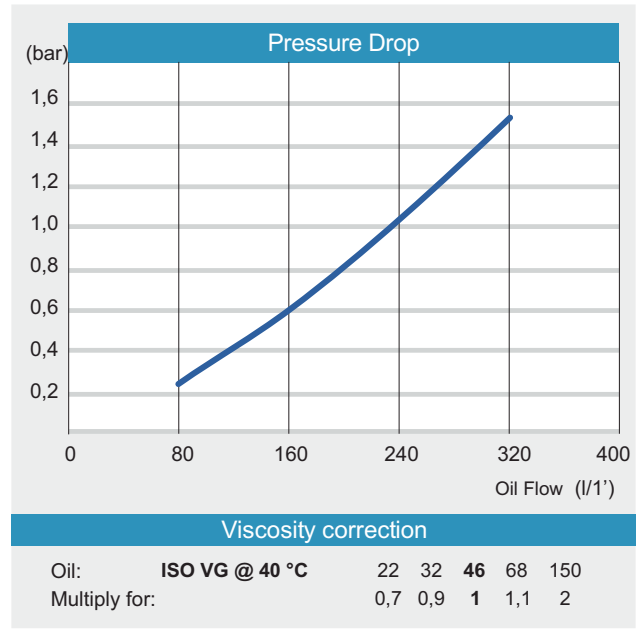
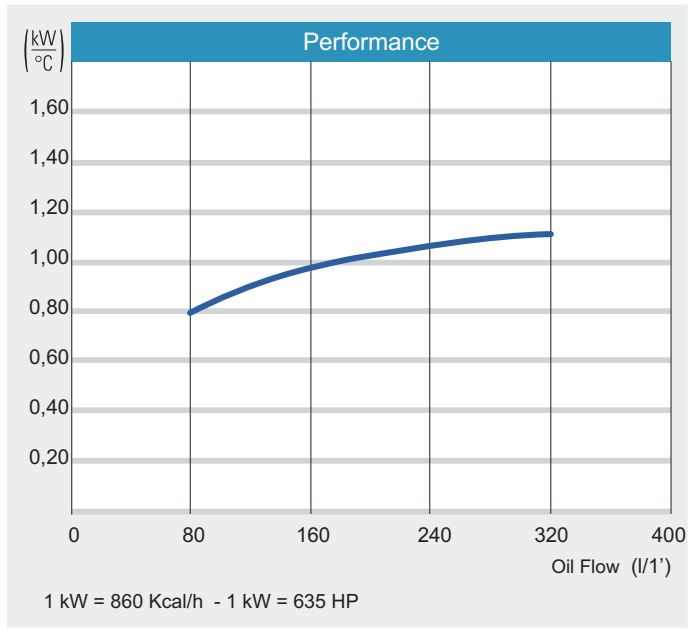
## HY-100 Series with AC motor, Adjustable Thermostat

### HY130



230 Volt
400 Volt
260 Volt
460 Volt
Thermostat
Air Flow
FAN
IP55
UNI-EN 294
0-90 °C
CE PBD
TEST 35 bar
STATIC 24 bar
DINAMIC 16 bar

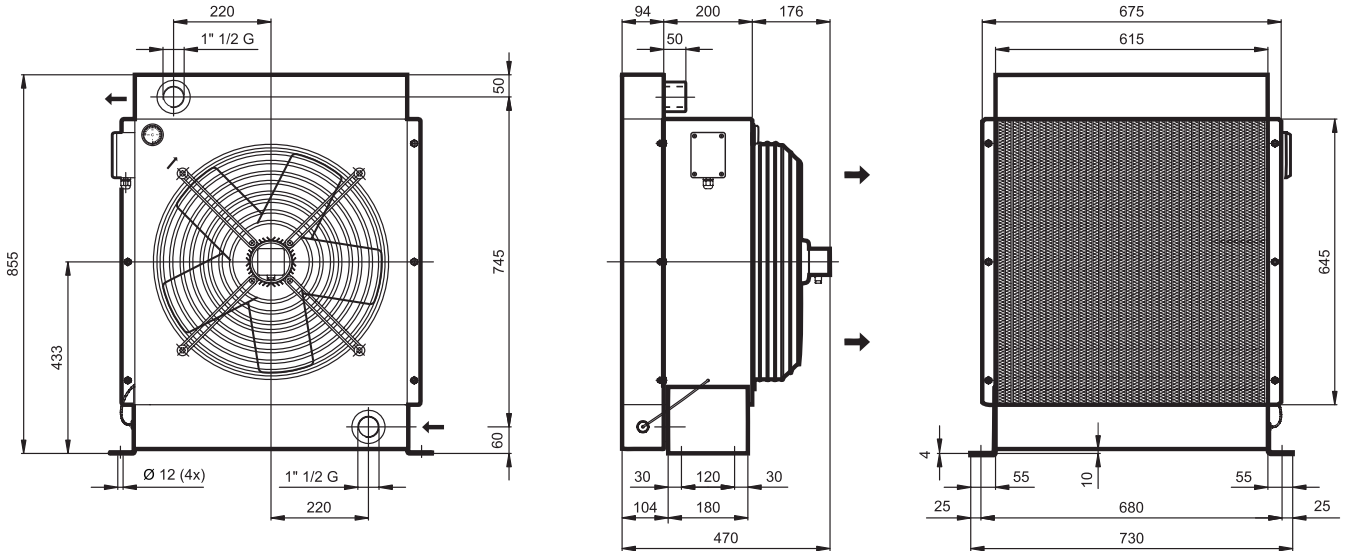
Technical information										
Type	Oil flow	Capacity	Weight	Voltage	Frequency	Current	Power	Fan Ø	Air flow	Noise Level
	L'	L	Kg	V	Hz	A	W	mm	m³/h	dB(A)
HY013003	80 - 320	19	60	230/400	50	2,46/1,42	560	500	5500	73
				260/460	60	2,3/1,3	800			



# AIR-OIL HEAT EXCHANGERS

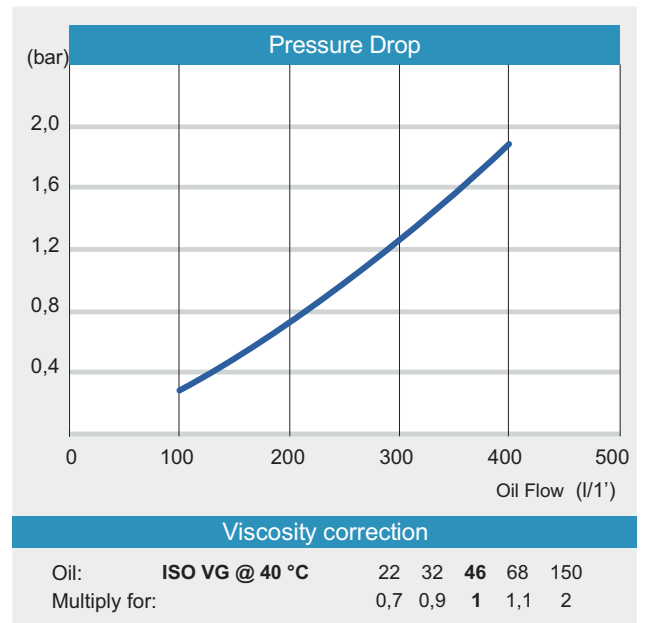
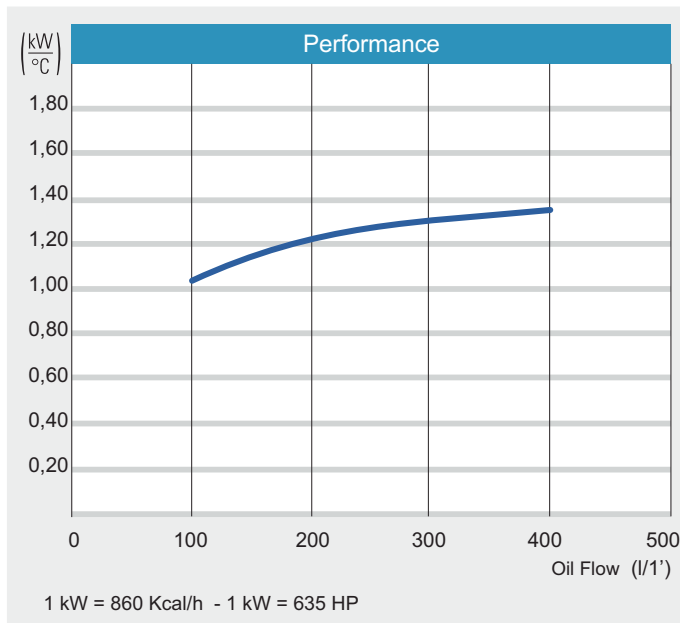
## HY-100 Series with AC motor, Adjustable Thermostat

### HY140



#### Technical information

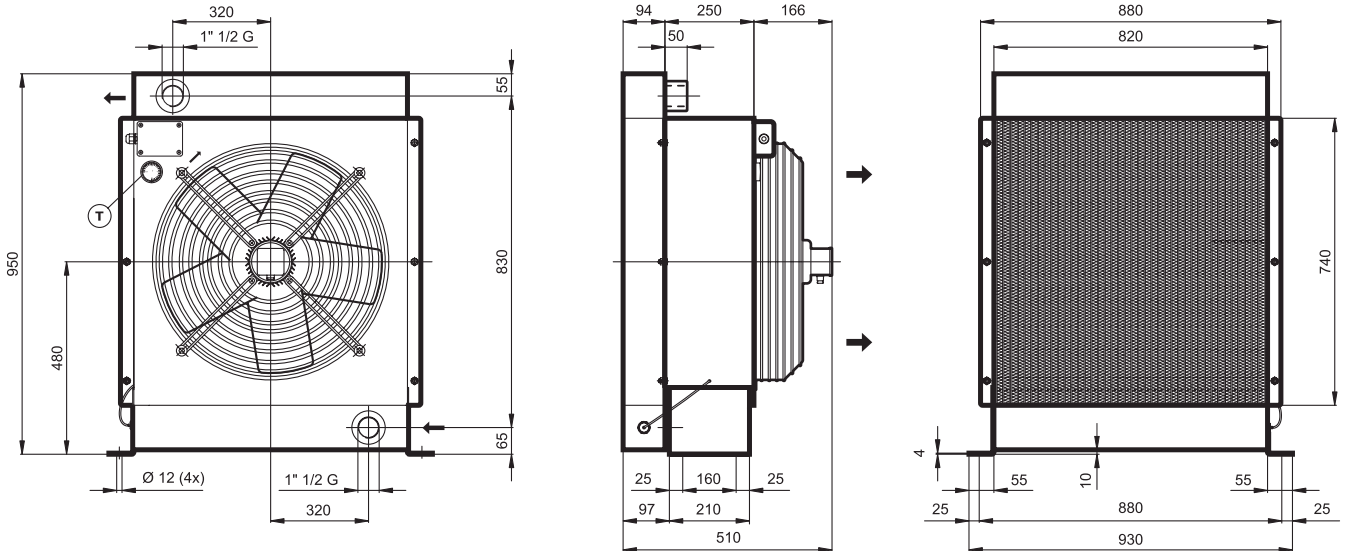
Type	Oil flow	Capacity	Weight	Voltage	Frequency	Current	Power	Fan Ø	Air flow	Noise Level
	L'	L	Kg	V	Hz	A	W	mm	m <sup>3</sup> /h	dB(A)
HY014003	100 - 400	22	68	230/400	50	2,46/1,42	560	500	5500	73
				260/460	60	2,3/1,3	800			



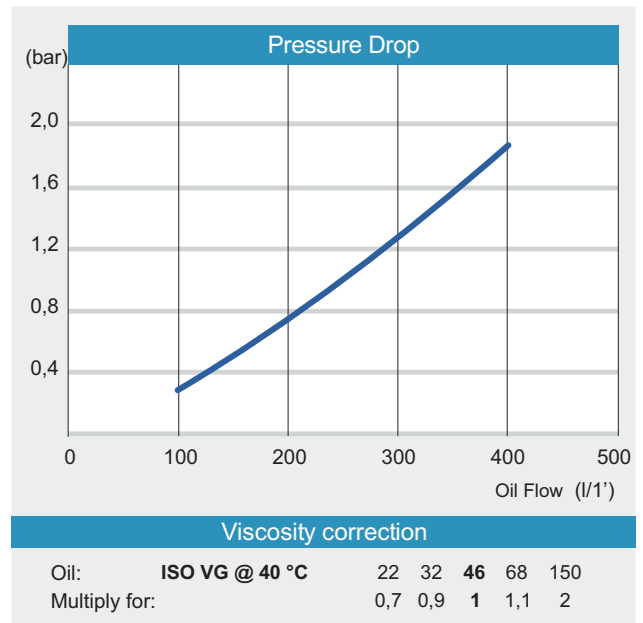
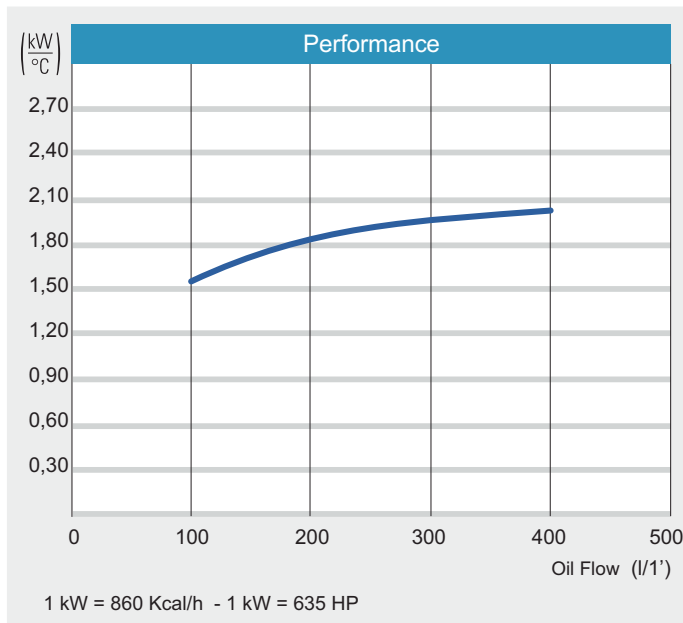
# AIR-OIL HEAT EXCHANGERS

## HY-100 Series with AC motor, Adjustable Thermostat

### HY160



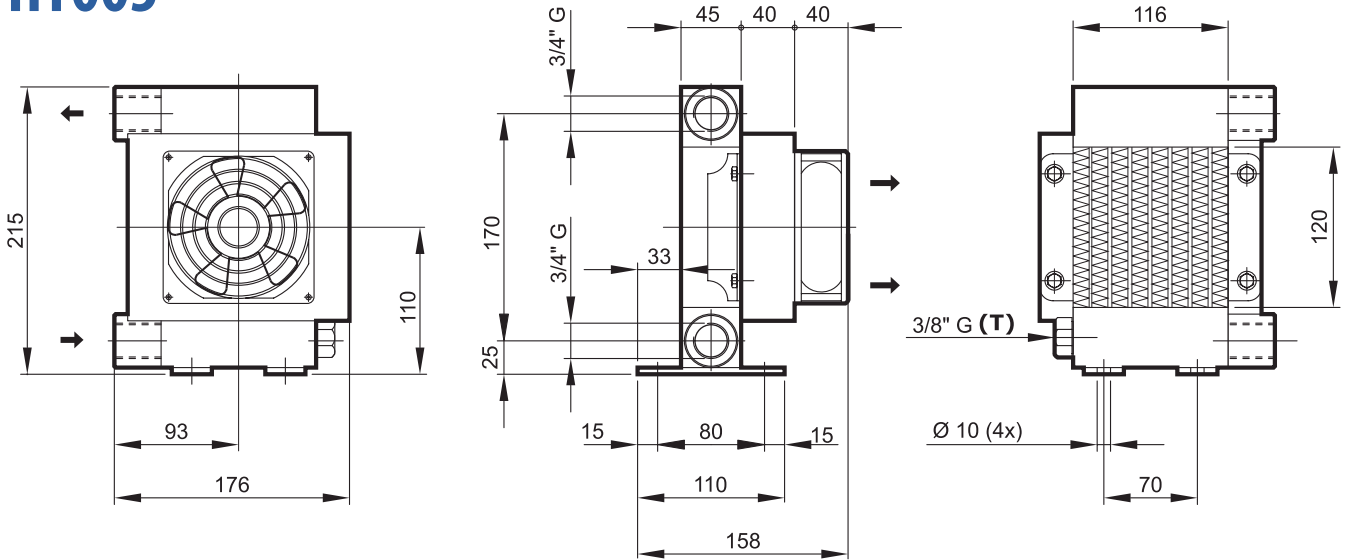
Technical information										
Type	Oil flow	Capacity	Weight	Voltage	Frequency	Current	Power	Fan Ø	Air flow	Noise Level
	L'	L	Kg	V	Hz	A	W	mm	m³/h	dB(A)
HY16003	100 - 400	31	80	230/400	50	2,8/1,8	900	560	8000	73
				260/460	60	2,8/1,8	1000			



# AIR-OIL HEAT EXCHANGERS

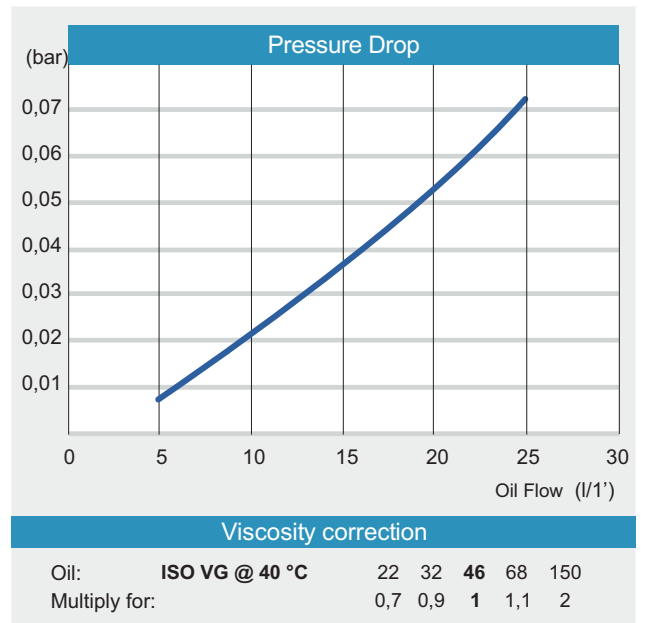
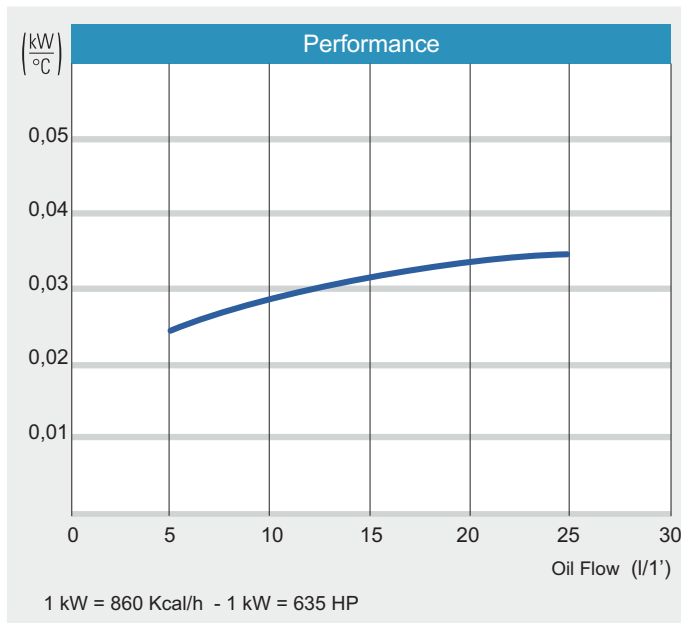
## HY-100 Series with DC Motor, Fixed Thermostat

### HY005



12 Volt
24 Volt
Oil/Air
FAN
IP65
UNI-EN 294
60 °C
CE PBD
TEST 35 bar
STATIC 24 bar
DINAMIC 16 bar

Technical information									
Type	Oil flow	Capacity	Weight	Voltage	Current	Power	Fan Ø	Air flow	Noise Level
	L'	L	Kg	V	A	W	mm	m <sup>3</sup> /h	dB(A)
HY00502	5 - 25	0,6	3	12	0,6	7,5	105	95	49
HY00504	5 - 25	0,6	3	24	0,3	7,5	105	95	49

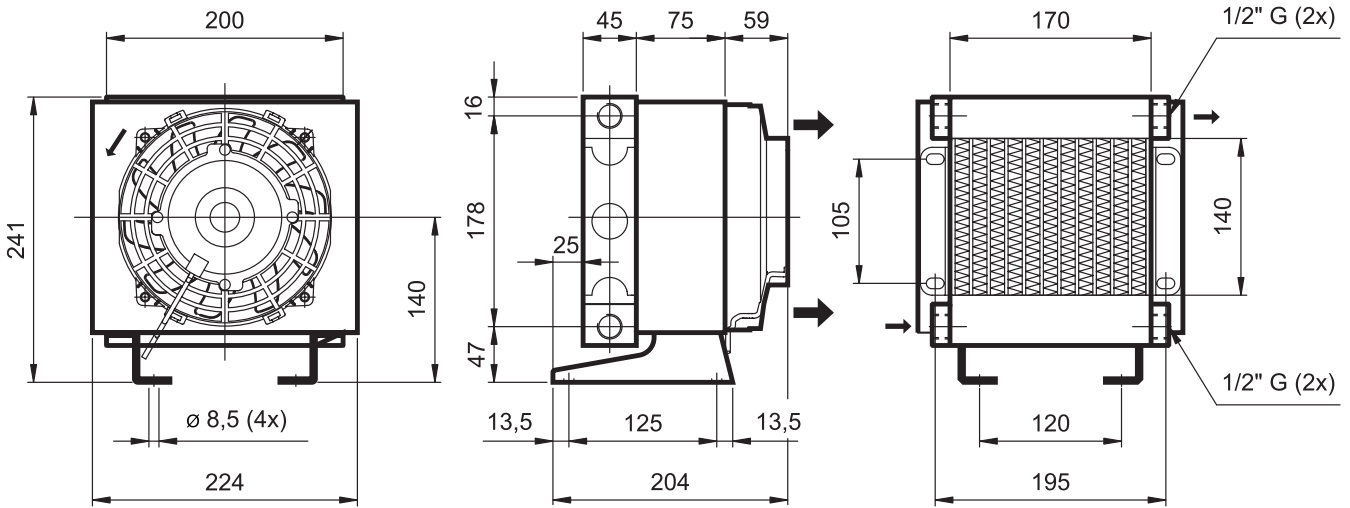




# AIR-OIL HEAT EXCHANGERS

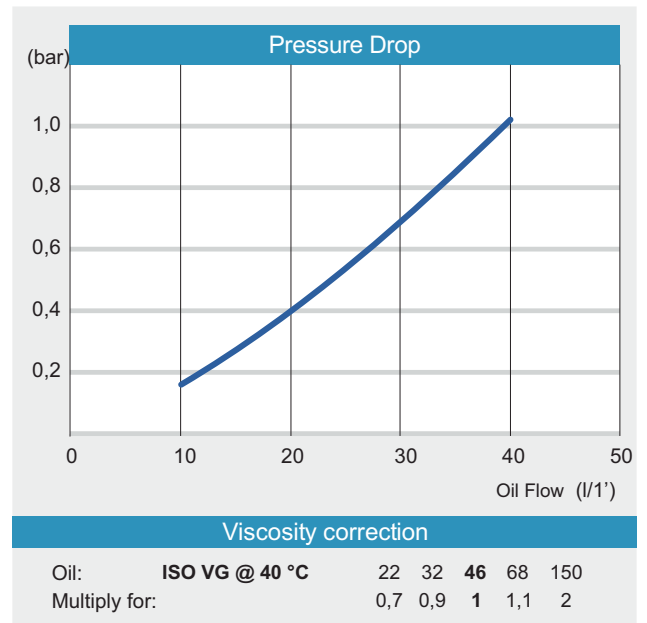
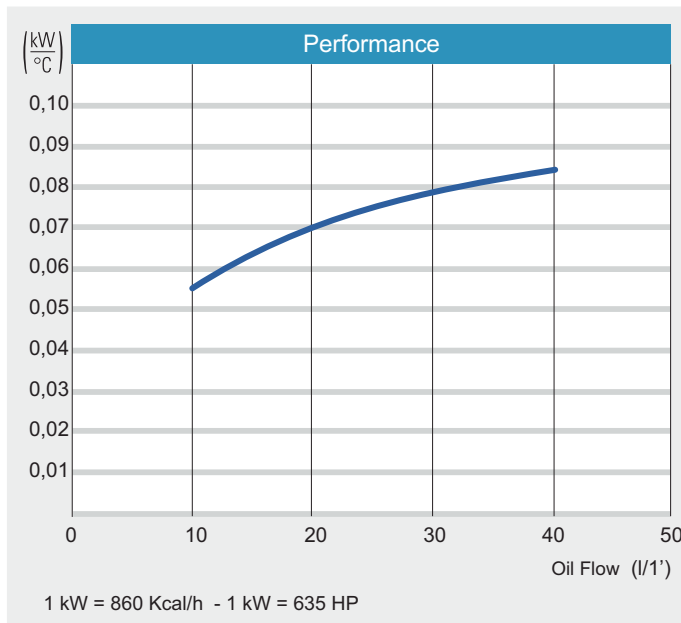
## HY-100 Series with DC Motor, Fixed Thermostat

### HY010



#### Technical information

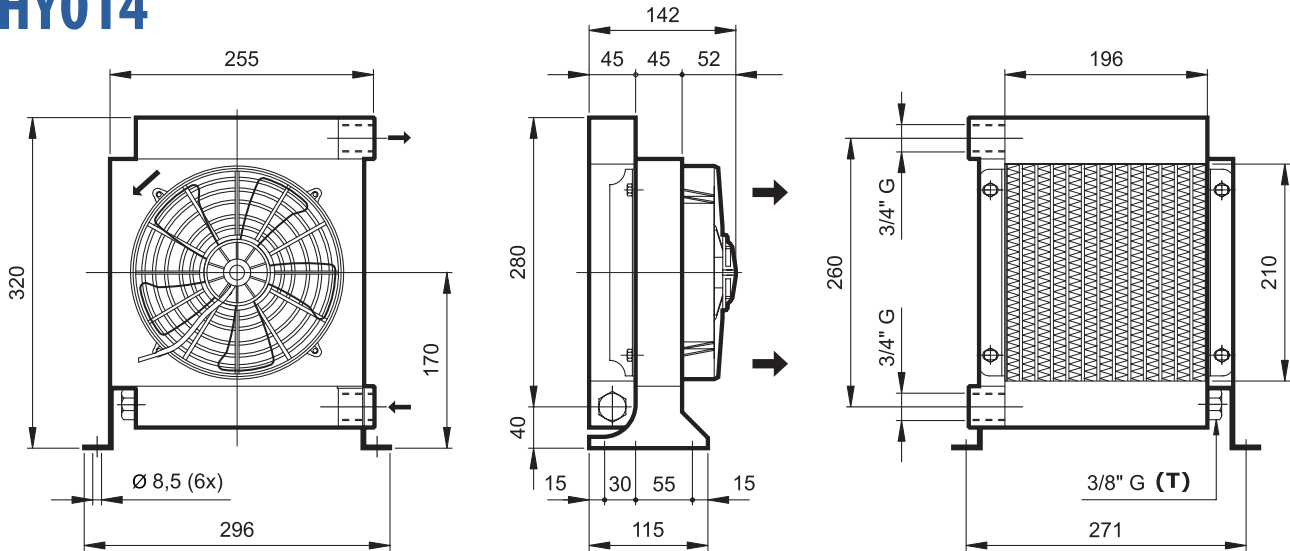
Type	Oil flow	Capacity	Weight	Voltage	Current	Power	Fan Ø	Air flow	Noise Level
	L'	L	Kg	V	A	W	mm	m³/h	dB(A)
HY01002	10 - 40	0,8	4,8	12	6,3	75,6	167	400	72
HY01004	10 - 40	0,8	4,8	24	3,3	79,2	167	400	72



# AIR-OIL HEAT EXCHANGERS

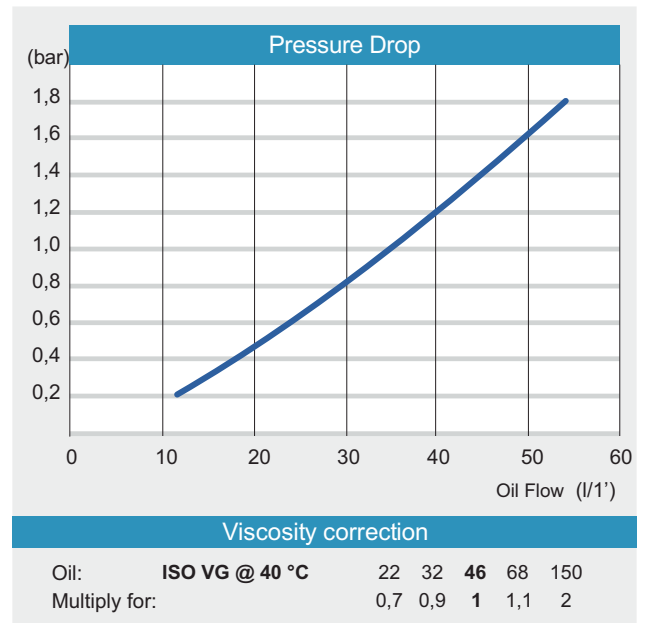
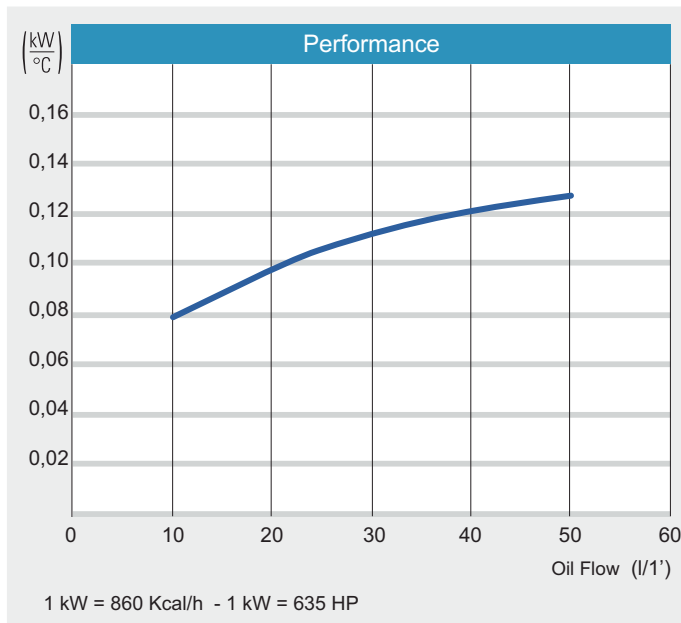
## HY-100 Series with DC Motor, Fixed Thermostat

### HY014



#### Technical information

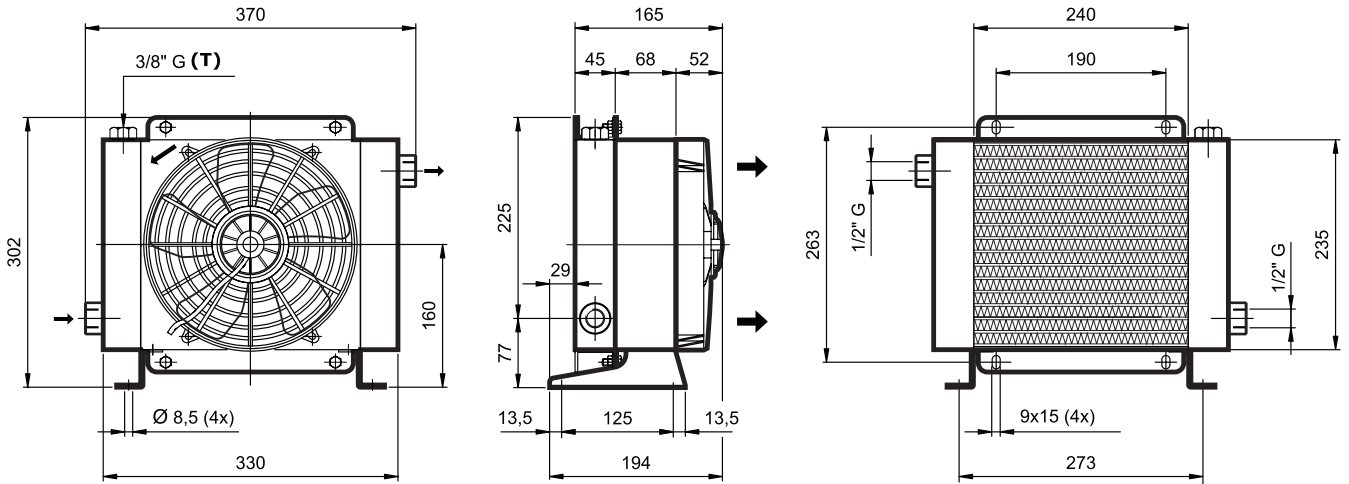
Type	Oil flow	Capacity	Weight	Voltage	Current	Power	Fan Ø	Air flow	Noise Level
	L'	L	Kg	V	A	W	mm	m <sup>3</sup> /h	dB(A)
HY01402	10 - 50	1,3	4,7	12	8,2	98,4	190	670	70
HY01404	10 - 50	1,3	4,7	24	2,6	62,4	190	520	70



# AIR-OIL HEAT EXCHANGERS

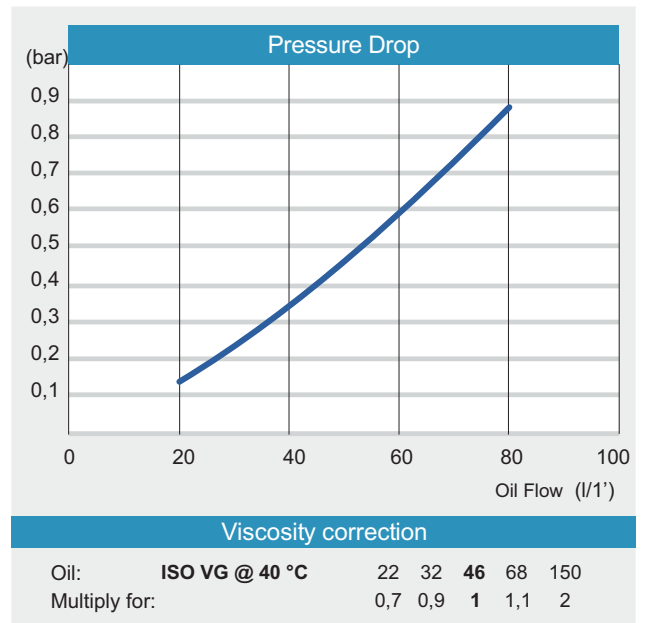
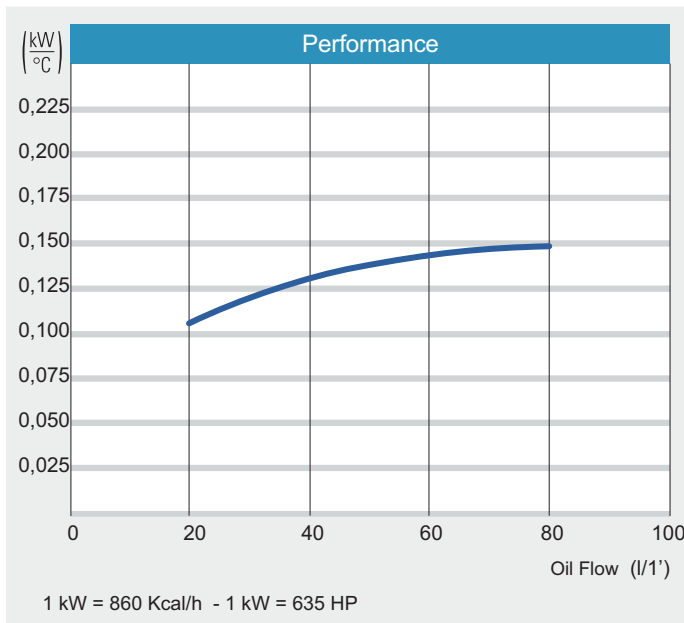
## HY-100 Series with DC Motor, Fixed Thermostat

### HY016



#### Technical information

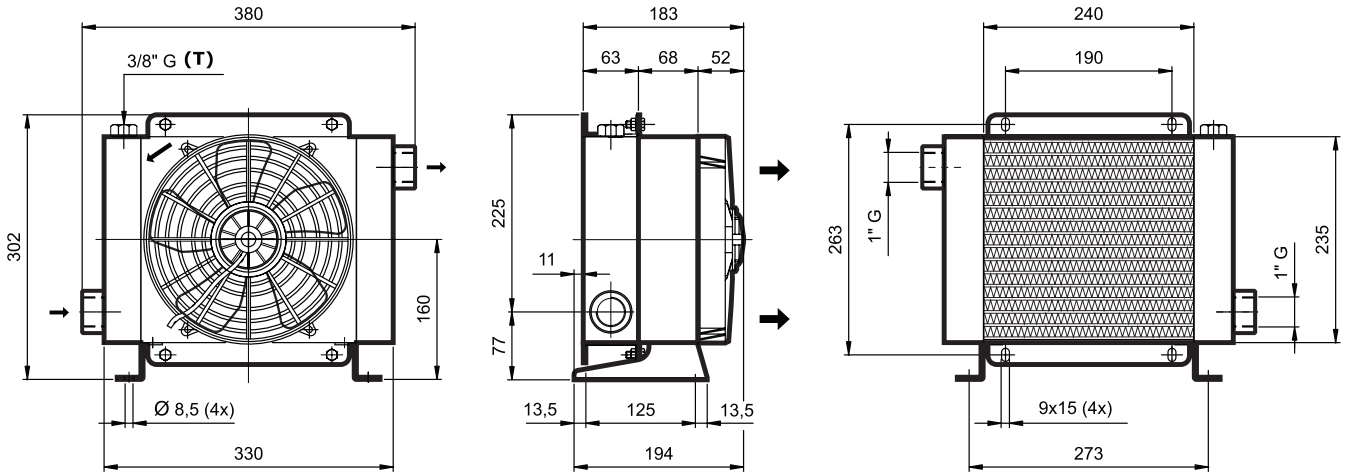
Type	Oil flow	Capacity	Weight	Voltage	Current	Power	Fan Ø	Air flow	Noise Level
	L'	L	Kg	V	A	W	mm	m <sup>3</sup> /h	dB(A)
HY01602	20 - 80	1,6	6	12	7,6	91,2	225	650	68
HY01604	20 - 80	1,6	6	24	4	96	225	830	68



# AIR-OIL HEAT EXCHANGERS

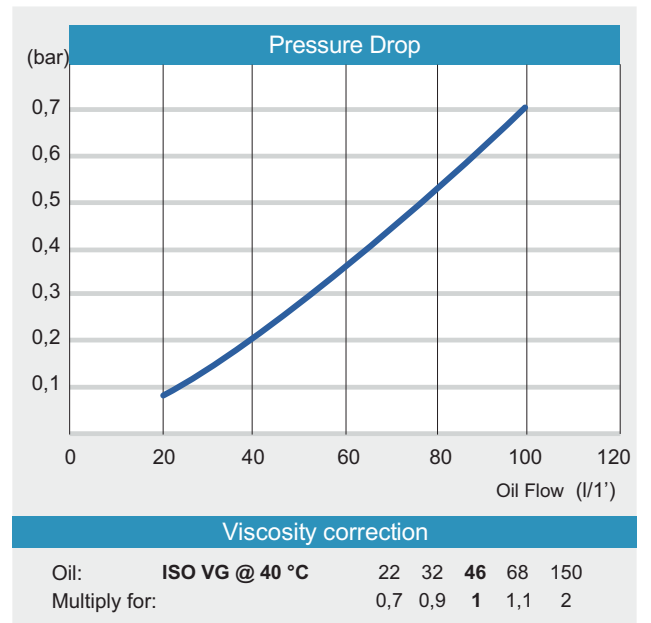
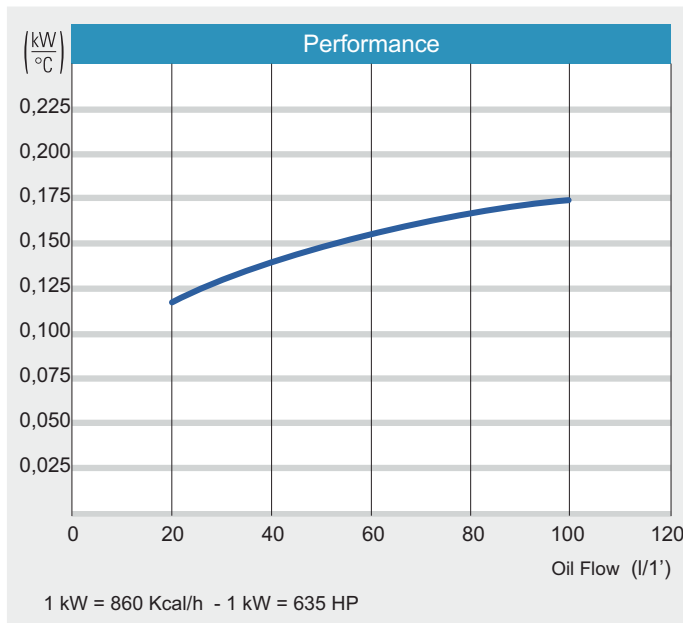
## HY-100 Series with DC Motor, Fixed Thermostat

### HY018



#### Technical information

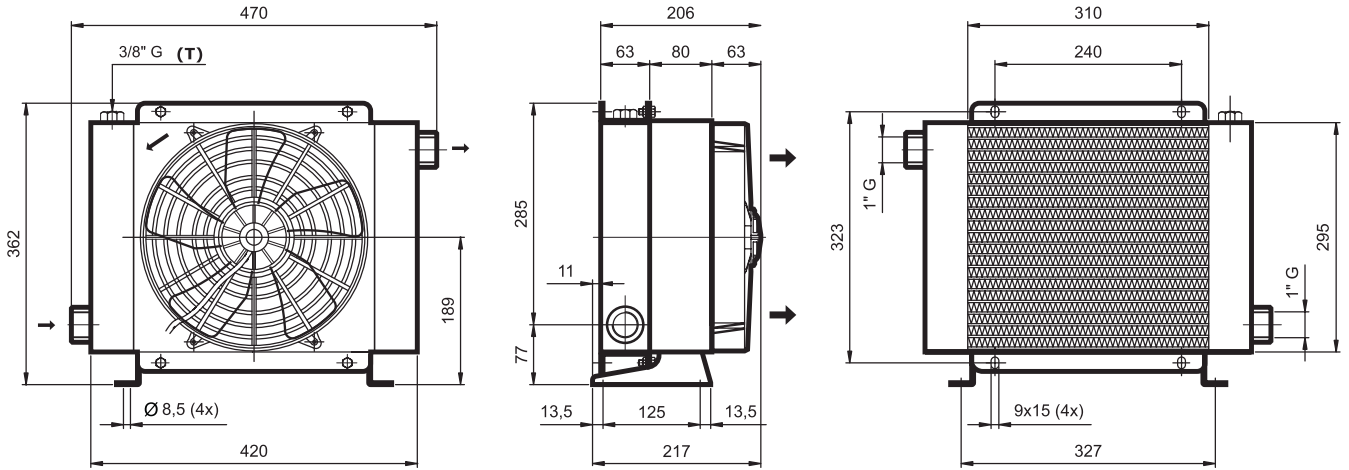
Type	Oil flow	Capacity	Weight	Voltage	Current	Power	Fan Ø	Air flow	Noise Level
	L'	L	Kg	V	A	W	mm	m <sup>3</sup> /h	dB(A)
HY01802	20 - 100	2,3	7	12	7,6	91,2	225	620	70
HY01804	20 - 100	2,3	7	24	4	96	225	800	70



# AIR-OIL HEAT EXCHANGERS

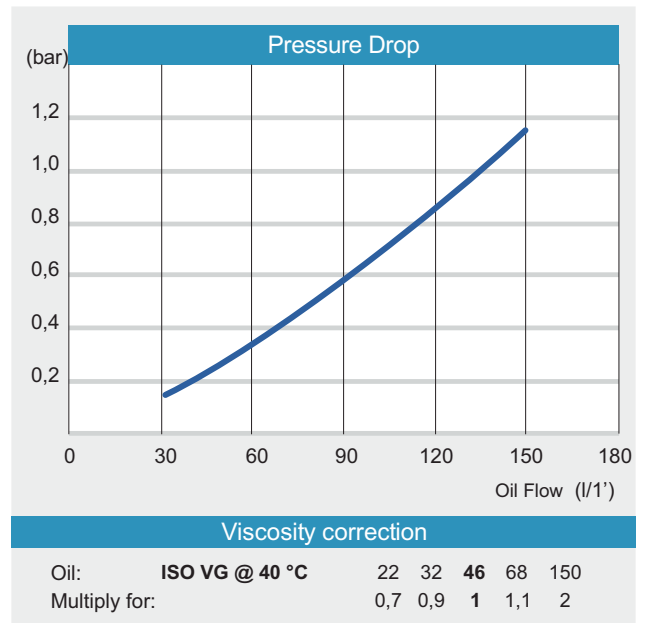
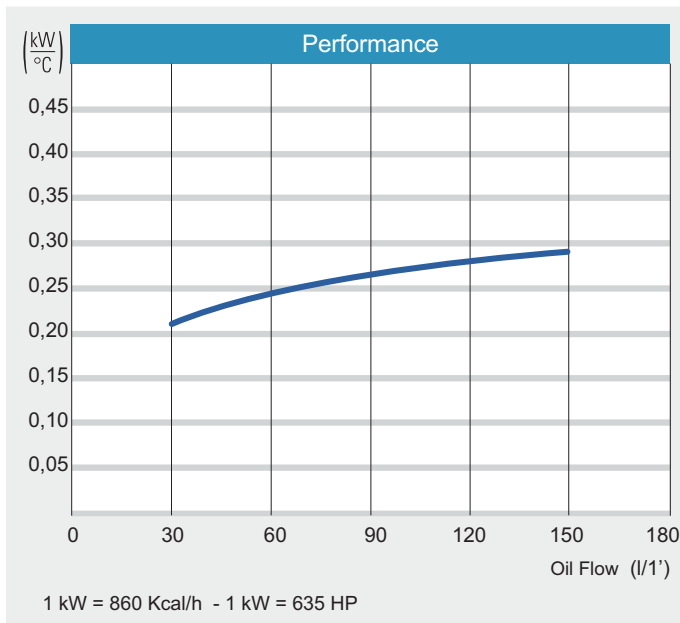
## HY-100 Series with DC Motor, Fixed Thermostat

### HY024



#### Technical information

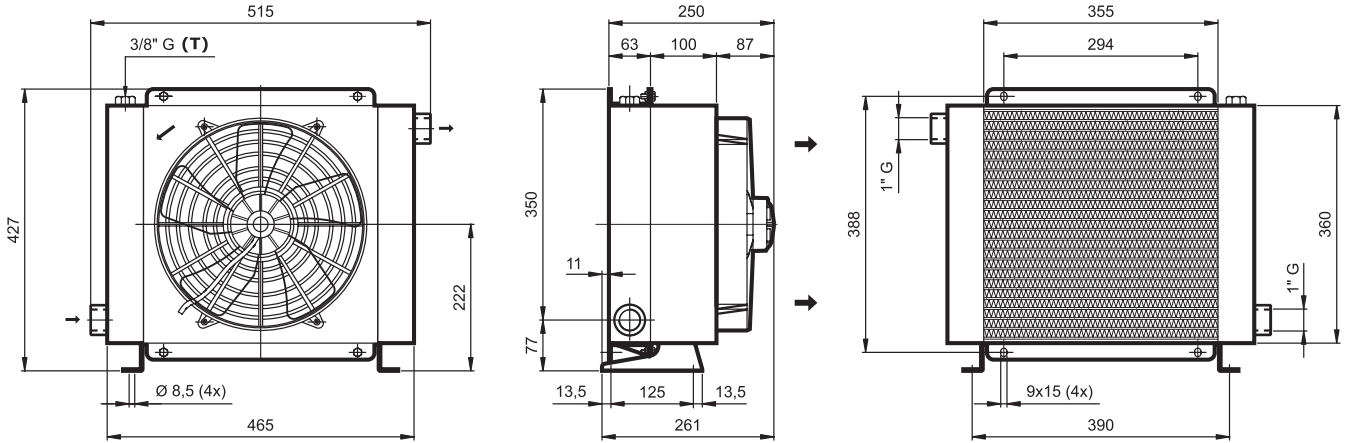
Type	Oil flow	Capacity	Weight	Voltage	Current	Power	Fan Ø	Air flow	Noise Level
	L'	L	Kg	V	A	W	mm	m <sup>3</sup> /h	dB(A)
HY02402	30 - 150	3,7	10	12	9,2	110	280	1210	70
HY02404	30 - 150	3,7	10	24	4,5	108	280	1210	70



# AIR-OIL HEAT EXCHANGERS

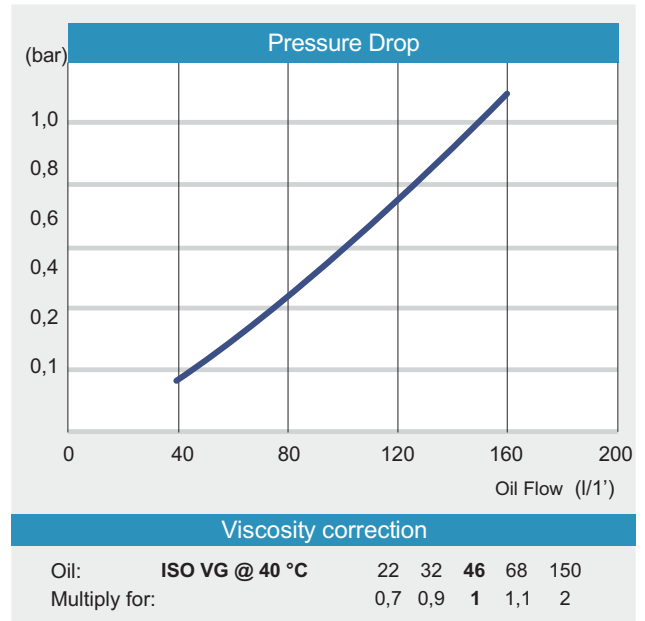
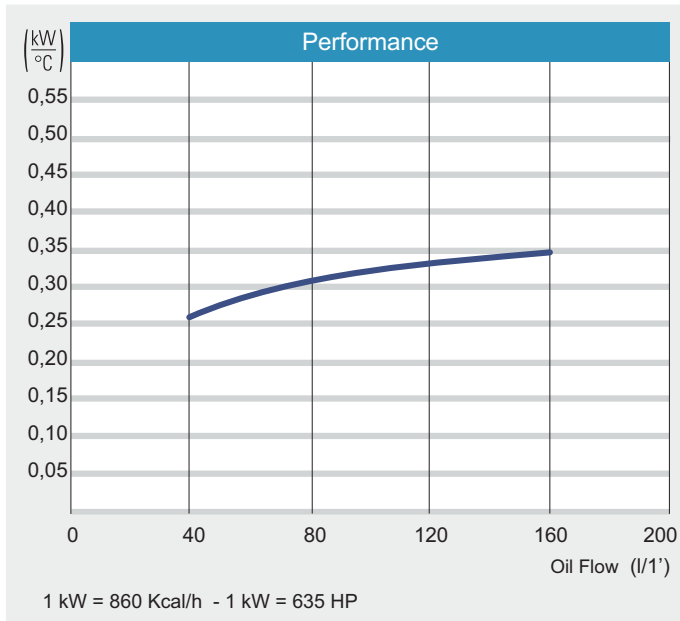
## HY-100 Series with DC Motor, Fixed Thermostat

### HY038



#### Technical information

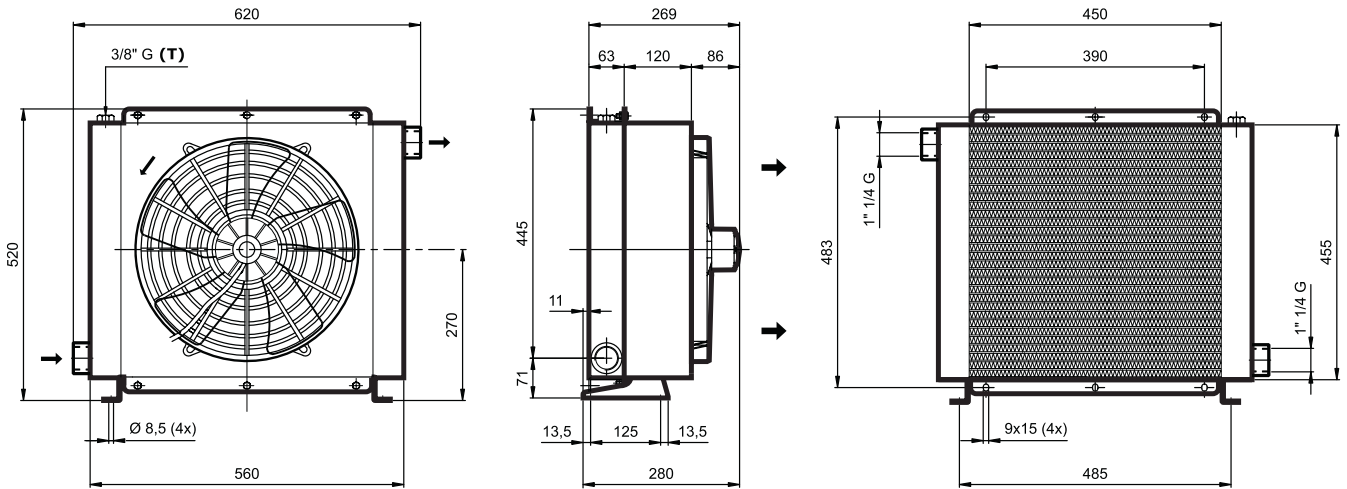
Type	Oil flow	Capacity	Weight	Voltage	Current	Power	Fan Ø	Air flow	Noise Level
	L'	L	Kg	V	A	W	mm	m <sup>3</sup> /h	dB(A)
HY03802	40 - 160	4,8	18,5	12	17,6	211	305	1830	72
HY03804	40 - 160	4,8	18,5	24	7,6	182	305	1960	72



# AIR-OIL HEAT EXCHANGERS

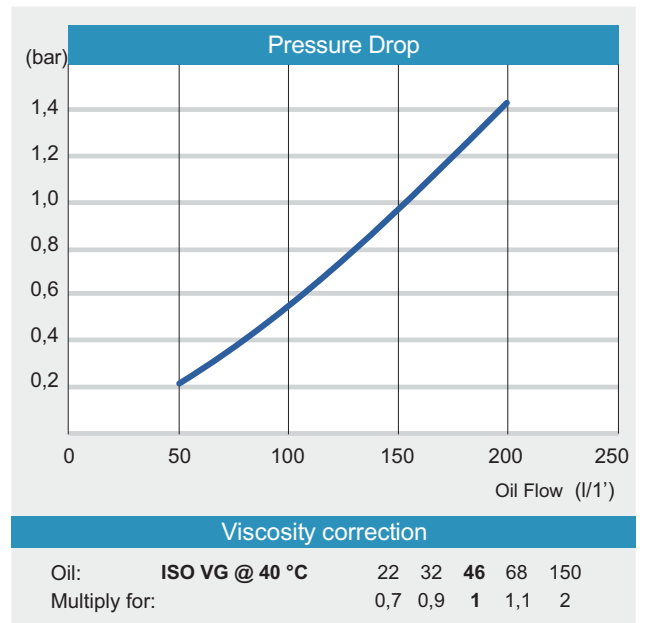
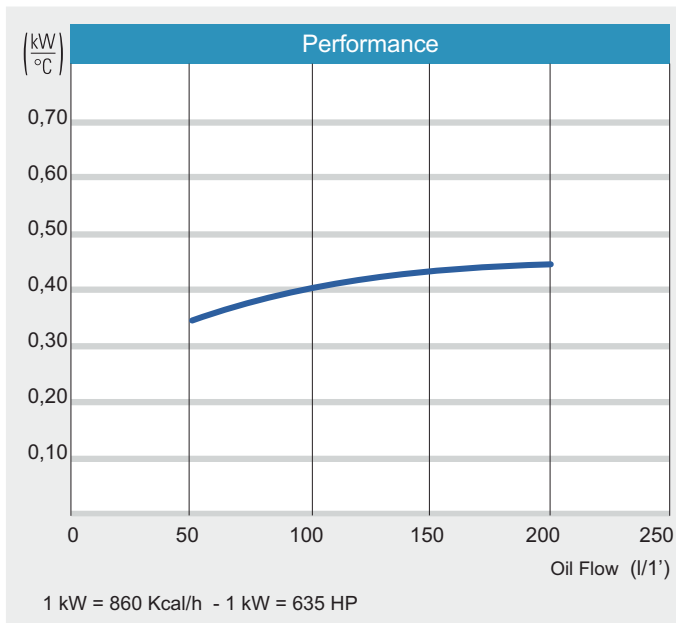
## HY-100 Series with DC Motor, Fixed Thermostat

### HY057



#### Technical information

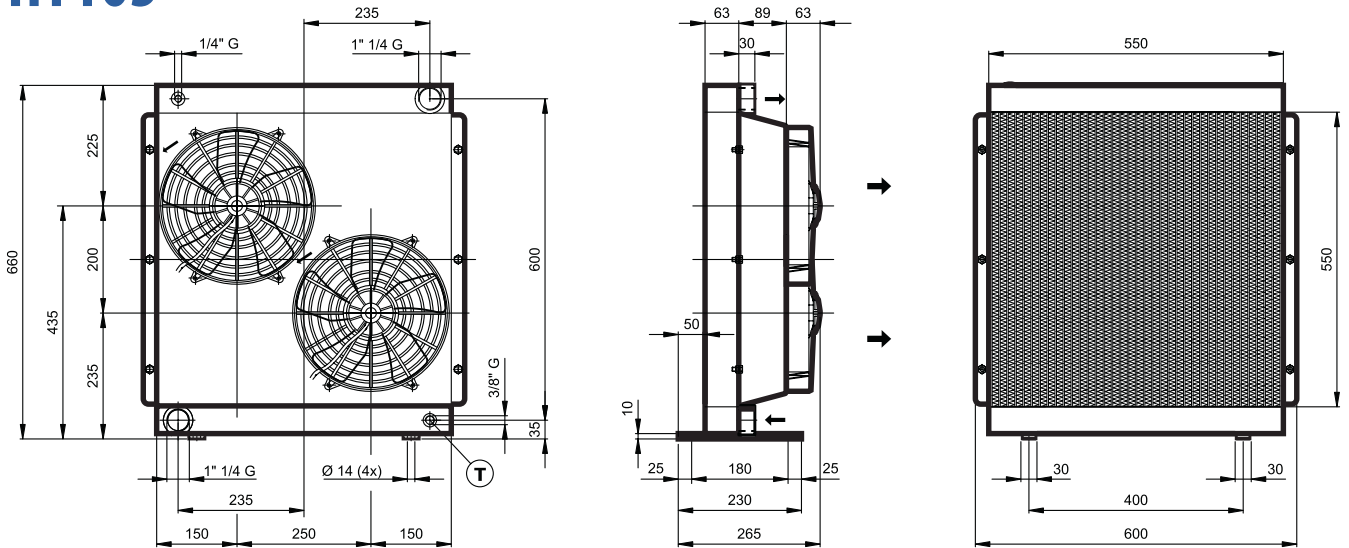
Type	Oil flow	Capacity	Weight	Voltage	Current	Power	Fan Ø	Air flow	Noise Level
	L'	L	Kg	V	A	W	mm	m <sup>3</sup> /h	dB(A)
HY05702	50 - 200	6,7	20,5	12	21	252	385	2390	72
HY05704	50 - 200	6,7	20,5	24	10	240	385	2430	72



# AIR-OIL HEAT EXCHANGERS

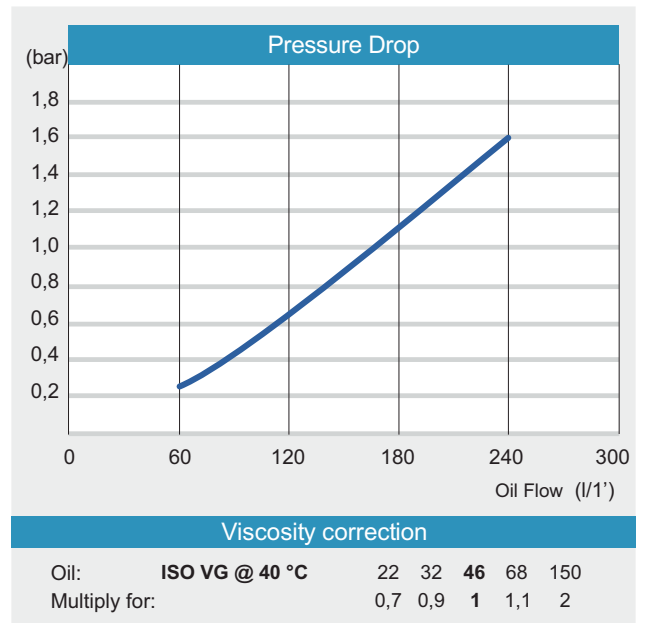
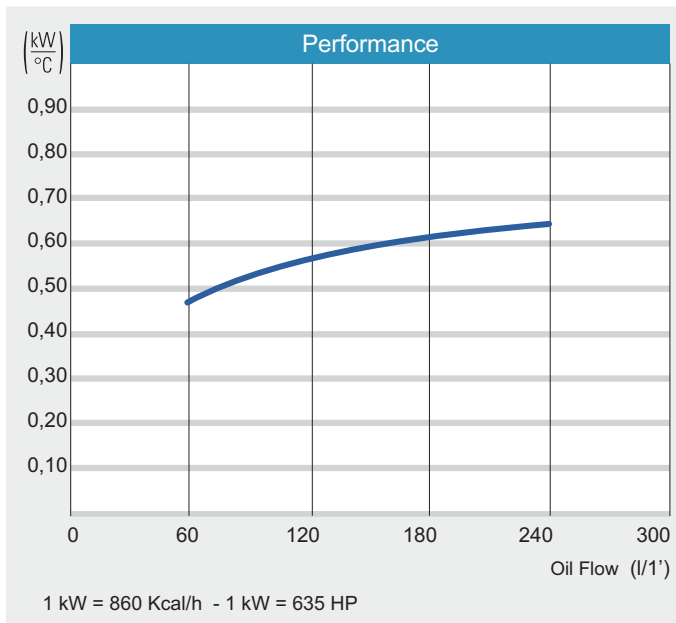
## HY-100 Series with DC Motor, Fixed Thermostat

### HY105



#### Technical information

Type	Oil flow	Capacity	Weight	Voltage	Current	Power	Fan Ø	Air flow	Noise Level
	L'	L	Kg	V	A	W	mm	m³/h	dB(A)
HY10502	60 - 240	9,8	24	12	2 x 9,2	2 x 110	2 x 280	2 x 1210	70
HY10504	60 - 240	9,8	24	24	2 x 9,2	2 x 110	2 x 280	2 x 1210	70

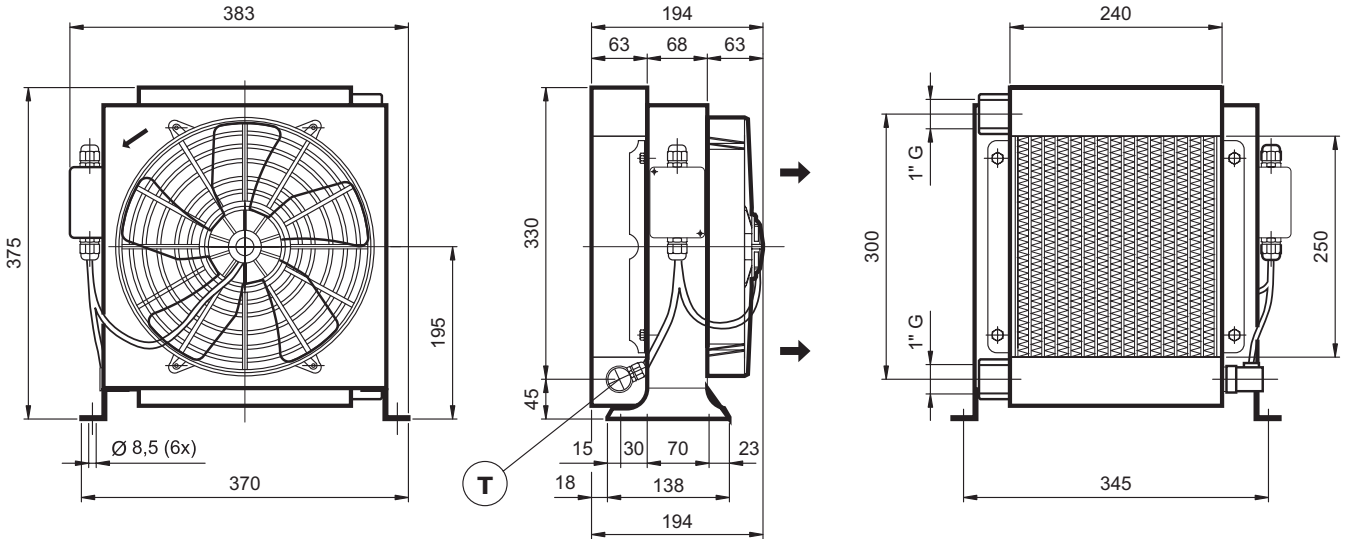




# AIR-OIL HEAT EXCHANGERS

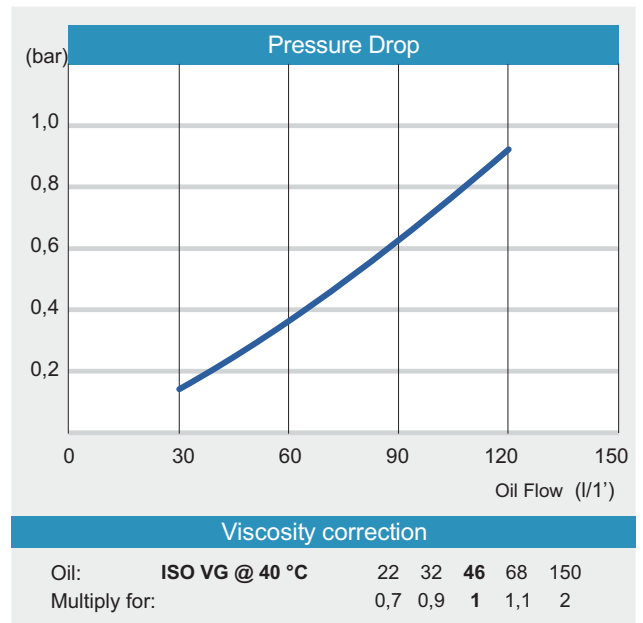
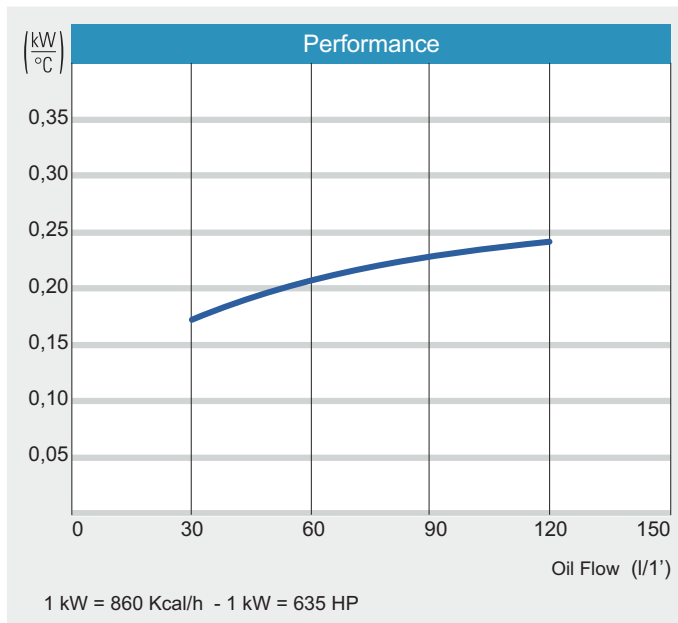
## HY-100 Series with DC Motor, Adjustable Thermostat

### HY020



#### Technical information

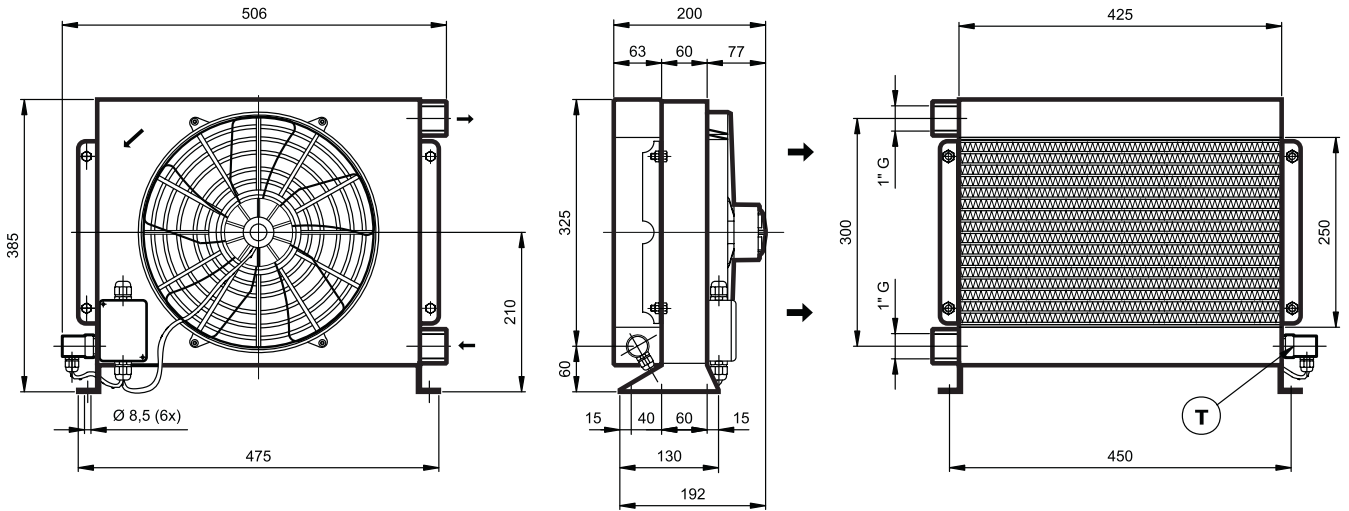
Type	Oil flow	Capacity	Weight	Voltage	Current	Power	Fan Ø	Air flow	Noise Level
	L'	L	Kg	V	A	W	mm	m <sup>3</sup> /h	dB(A)
HY02002	30 - 120	2,7	8,5	12	9,2	110	280	1210	70
HY02004	30 - 120	2,7	8,5	24	4,5	108	280	1210	70



# AIR-OIL HEAT EXCHANGERS

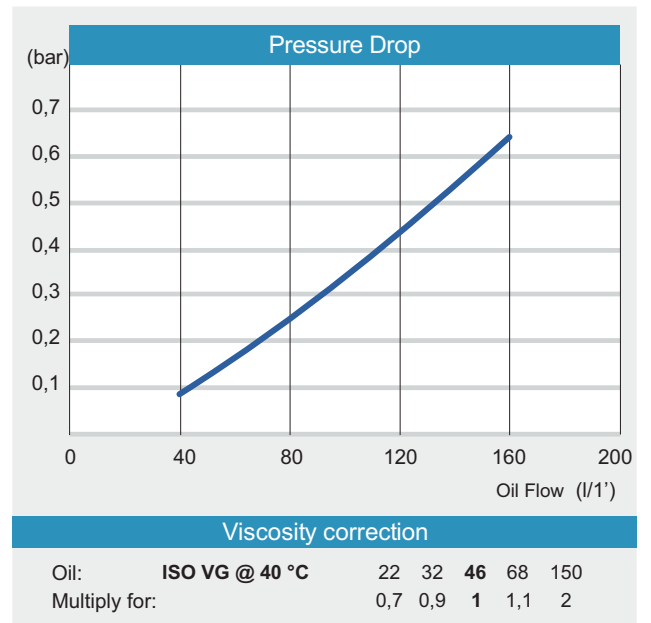
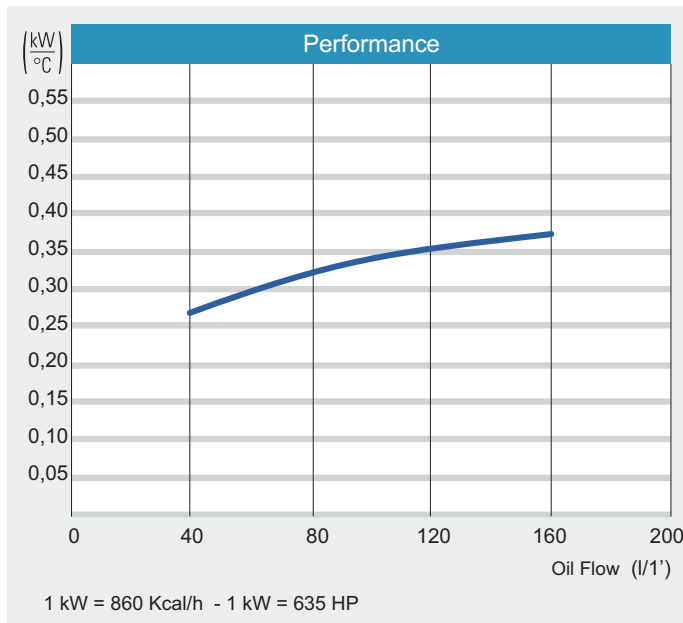
## HY-100 Series with DC Motor, Adjustable Thermostat

### HY036



#### Technical information

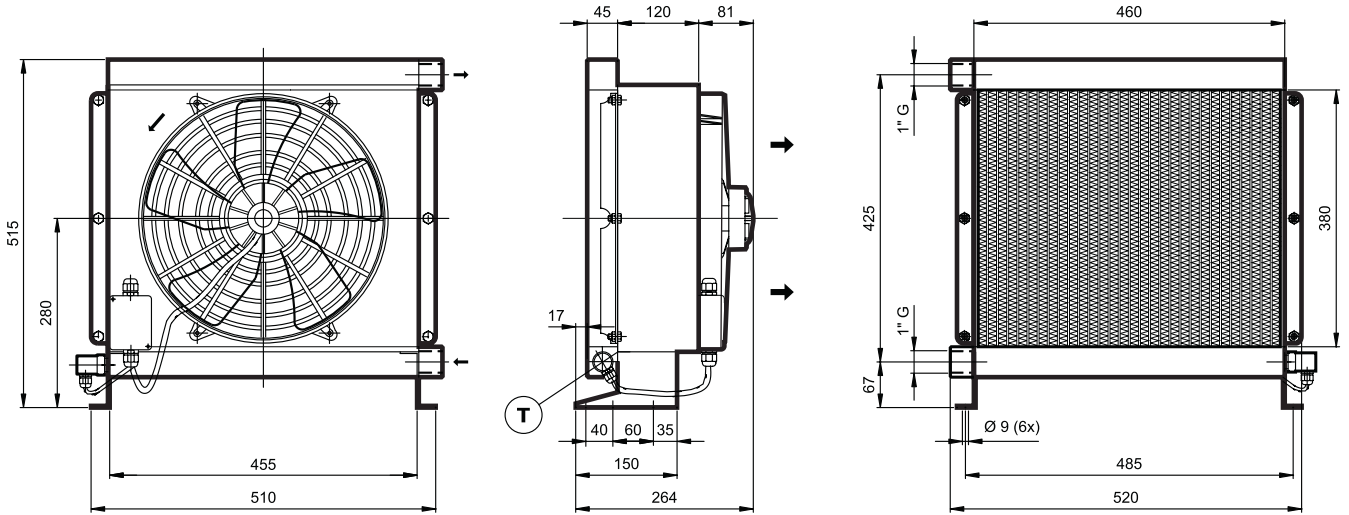
Type	Oil flow	Capacity	Weight	Voltage	Current	Power	Fan Ø	Air flow	Noise Level
	L'	L	Kg	V	A	W	mm	m <sup>3</sup> /h	dB(A)
HY03602	40 - 160	4,6	11,5	12	17,6	211	305	1830	72
HY03604	40 - 160	4,6	11,5	24	7,6	182	305	1960	72



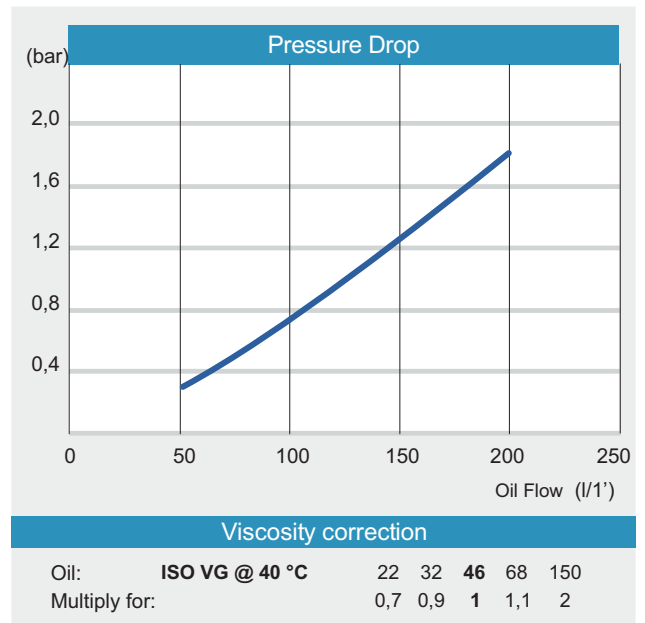
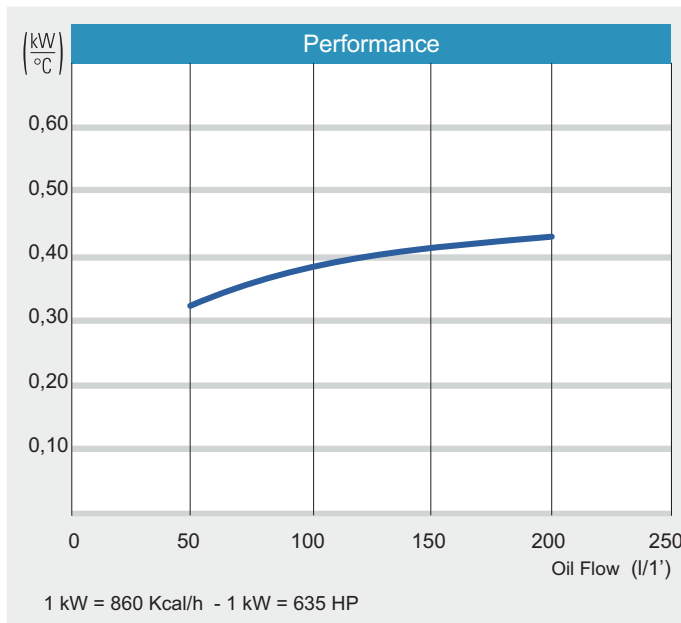
# AIR-OIL HEAT EXCHANGERS

## HY-100 Series with DC Motor, Adjustable Thermostat

### HY037



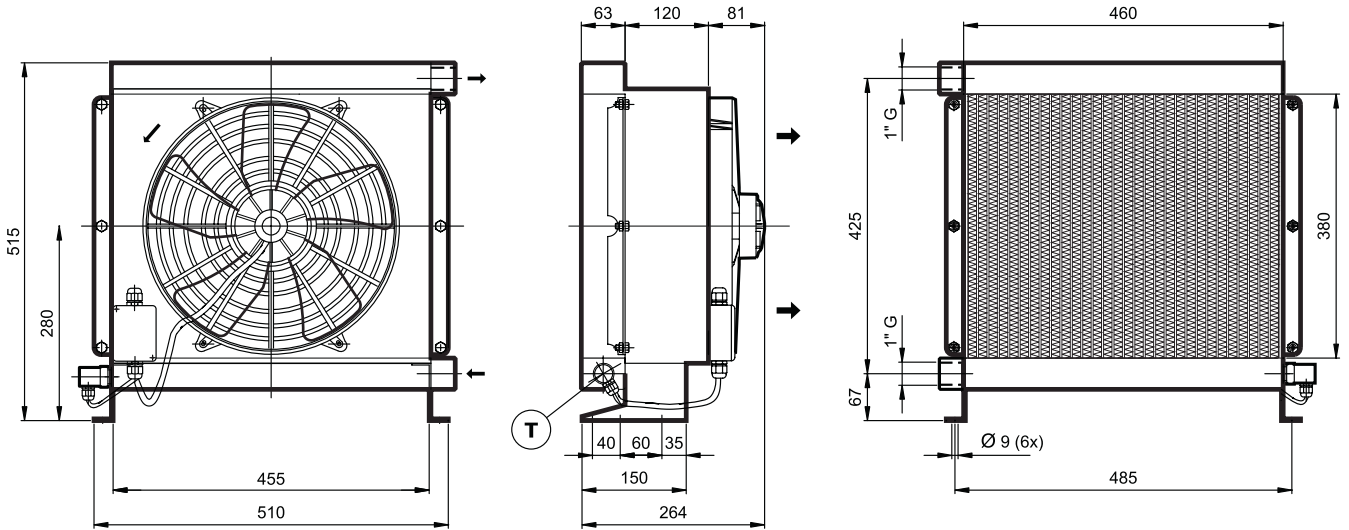
Technical information									
Type	Oil flow	Capacity	Weight	Voltage	Current	Power	Fan Ø	Air flow	Noise Level
	L'	L	Kg	V	A	W	mm	m³/h	dB(A)
HY03702	50 - 200	4,2	17,5	12	20	246	350	2360	72
HY03704	50 - 200	4,2	17,5	24	10	240	350	2360	72



# AIR-OIL HEAT EXCHANGERS

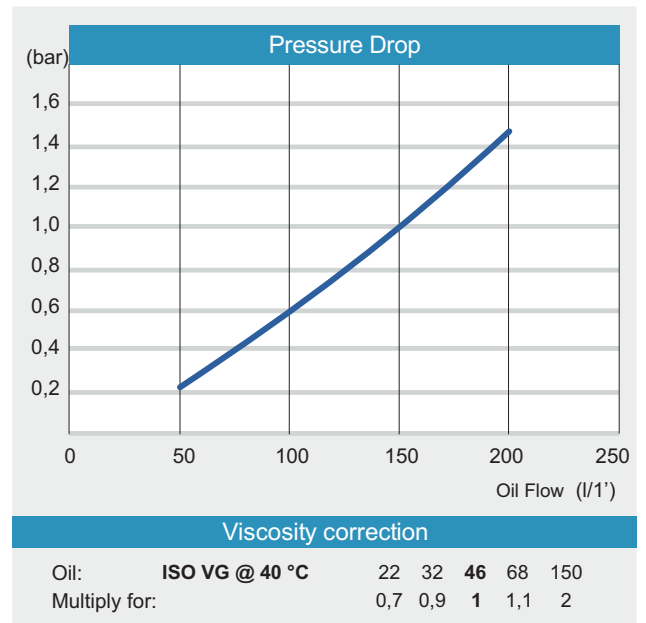
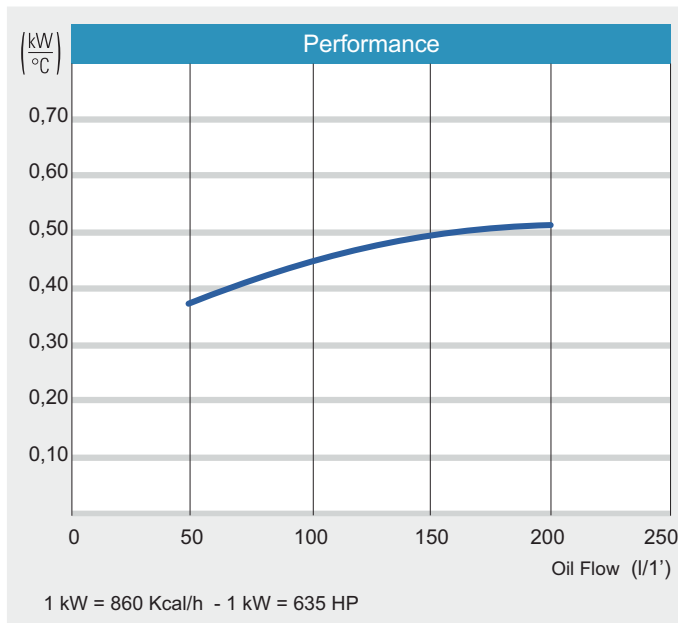
## HY-100 Series with DC Motor, Adjustable Thermostat

### HY055



#### Technical information

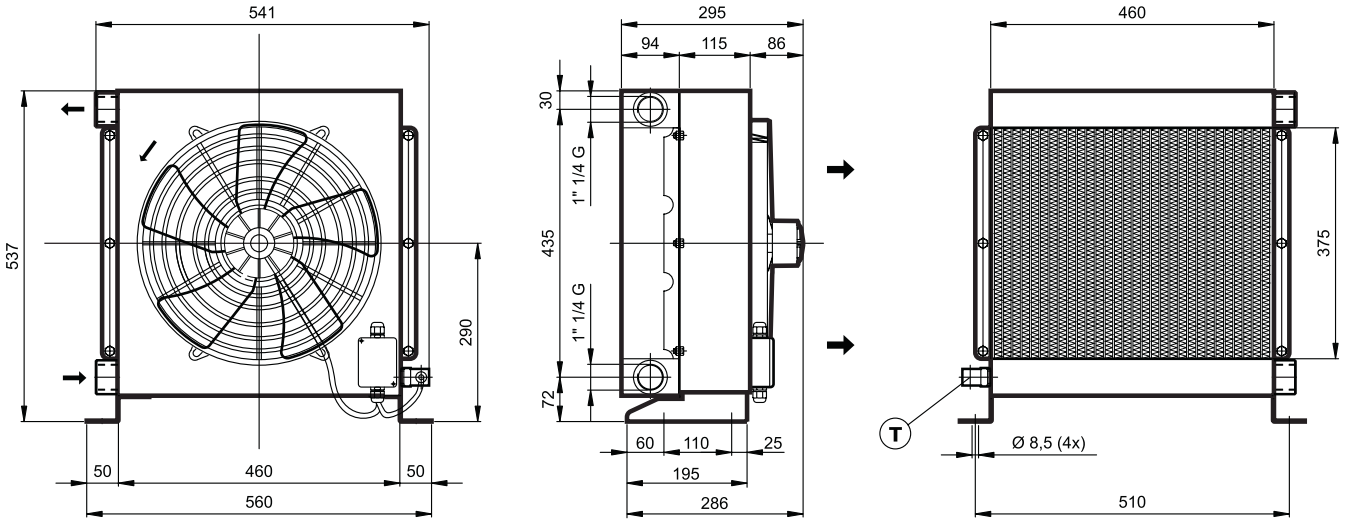
Type	Oil flow	Capacity	Weight	Voltage	Current	Power	Fan Ø	Air flow	Noise Level
	L'	L	Kg	V	A	W	mm	m³/h	dB(A)
HY05502	50 - 200	6,3	19,5	12	20	246	350	2360	72
HY05504	50 - 200	6,3	19,5	24	10	240	350	2360	72



# AIR-OIL HEAT EXCHANGERS

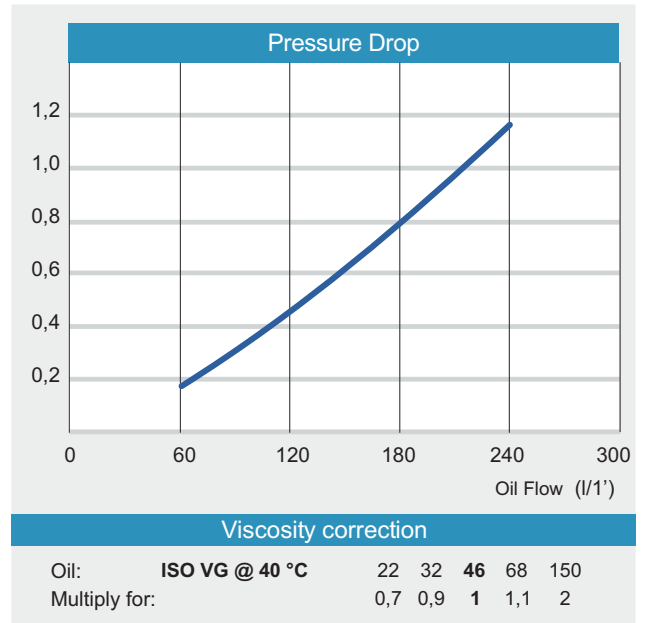
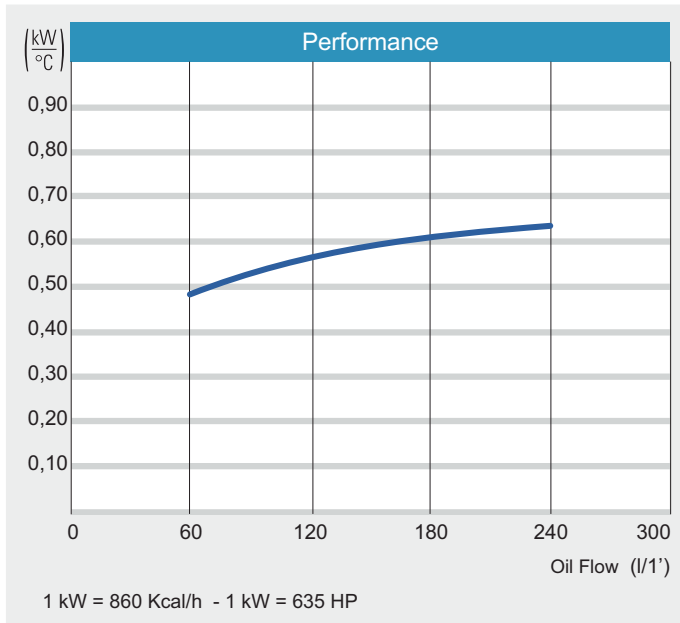
## HY-100 Series with DC Motor, Adjustable Thermostat

### HY098



#### Technical information

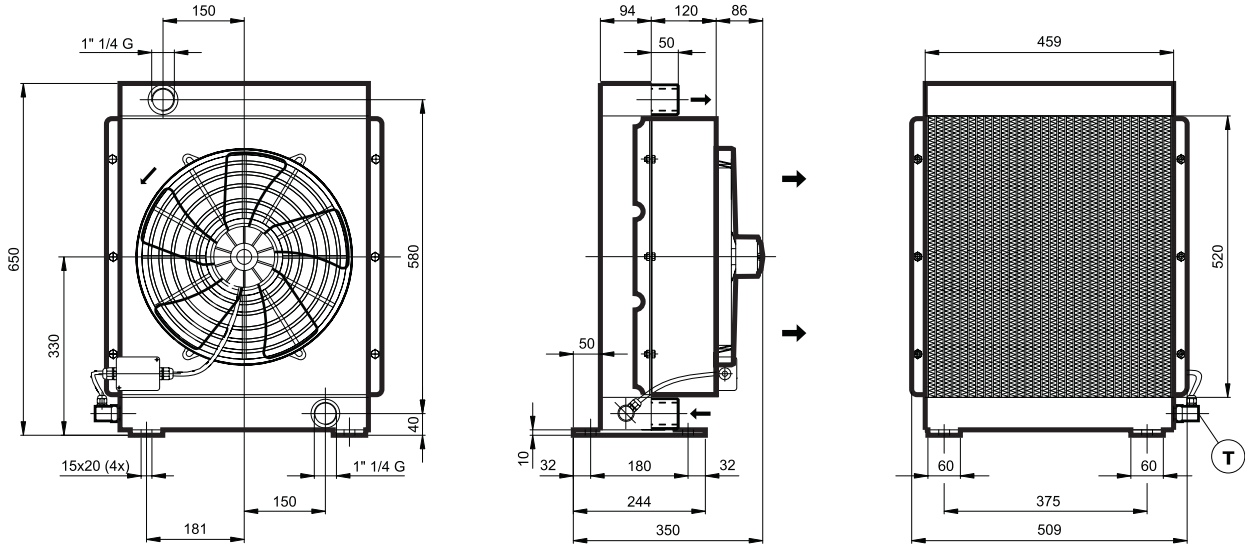
Type	Oil flow	Capacity	Weight	Voltage	Current	Power	Fan Ø	Air flow	Noise Level
	L'	L	Kg	V	A	W	mm	m³/h	dB(A)
HY09802	60 - 240	9,8	25	12	21	252	385	2390	72
HY09804	60 - 240	9,8	25	24	10	240	385	2430	72



# AIR-OIL HEAT EXCHANGERS

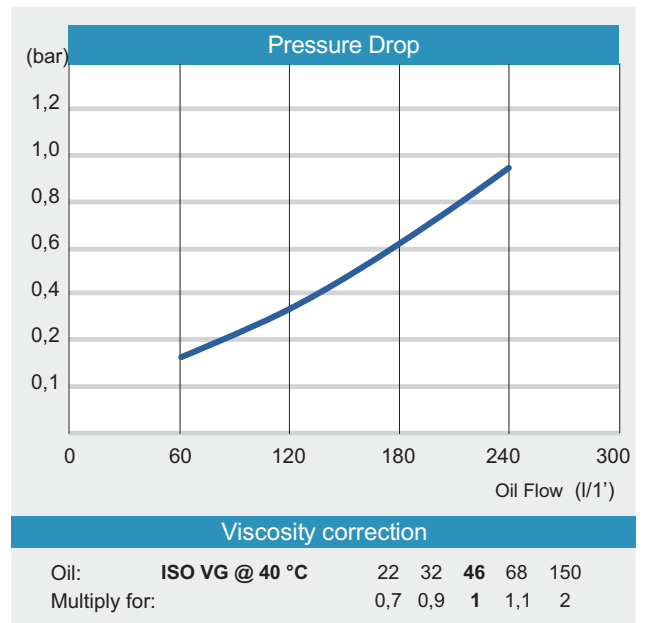
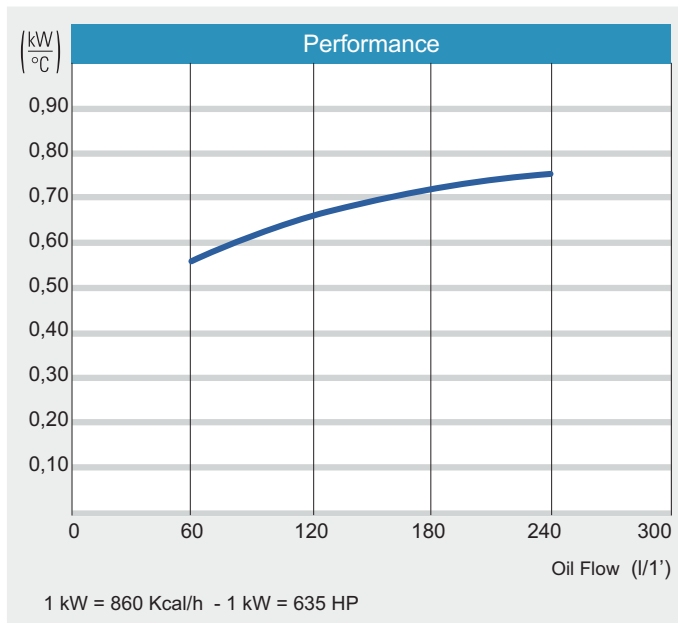
## HY-100 Series with DC Motor, Adjustable Thermostat

### HY115



#### Technical information

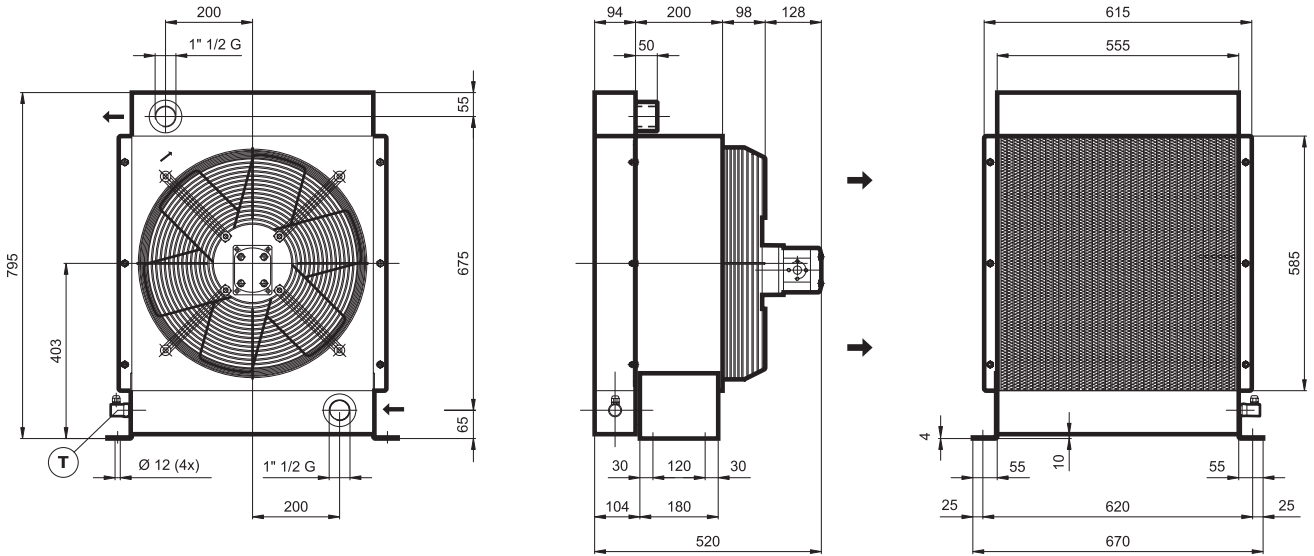
Type	Oil flow	Capacity	Weight	Voltage	Current	Power	Fan Ø	Air flow	Noise Level
	L'	L	Kg	V	A	W	mm	m <sup>3</sup> /h	dB(A)
HY11502	60 - 240	11,5	32	12	21	252	385	2390	72
HY11504	60 - 240	11,5	32	24	10	240	385	2430	72



# AIR-OIL HEAT EXCHANGERS

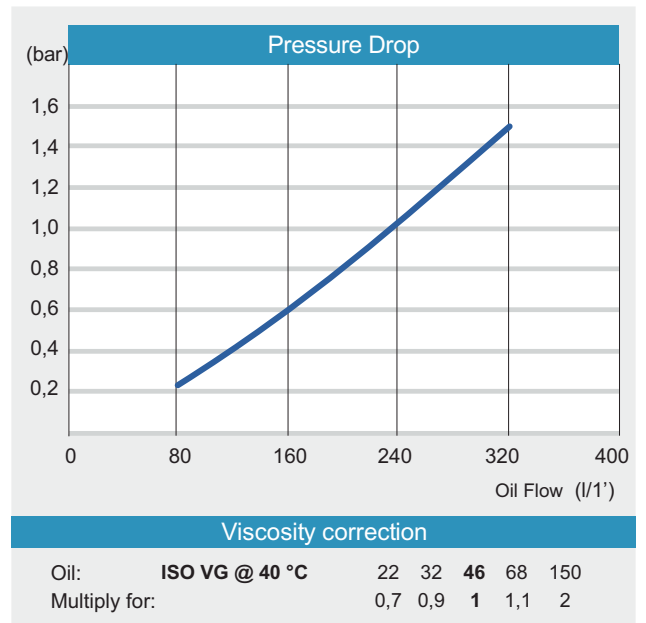
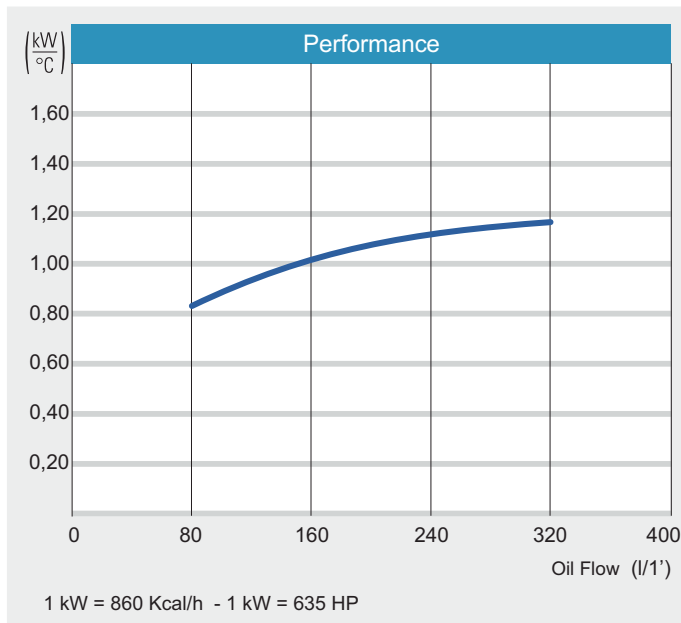
## HY-100 Series with Hydraulic Motor, Adjustable Thermostat

### HY130



#### Technical information

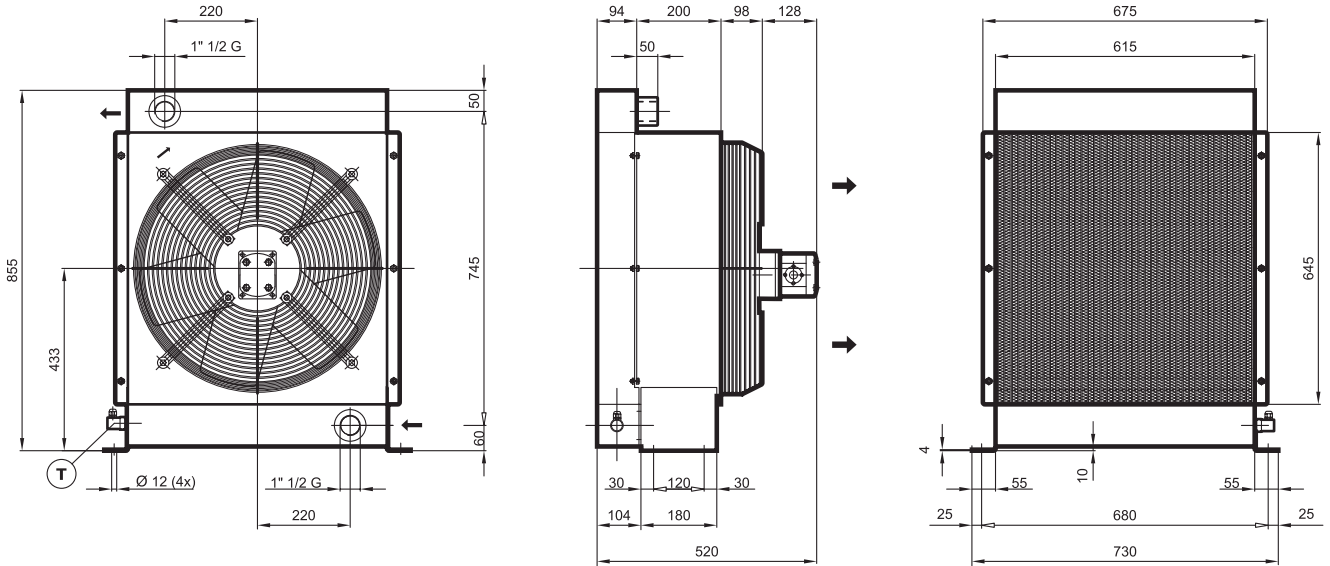
Type	Oil flow	Capacity	Weight	Voltage	Frequency	Current	Power	Fan Ø	Air flow	Noise Level
	L'	L	Kg	cm <sup>3</sup> /g	g/1'	L/1'	W	mm	m <sup>3</sup> /h	dB(A)
HY13005	80 - 320	19	50	11,3	1400	17	750	500	10000	79
HY13006	80 - 320	19	46	-	-	-	-	500	-	-



# AIR-OIL HEAT EXCHANGERS

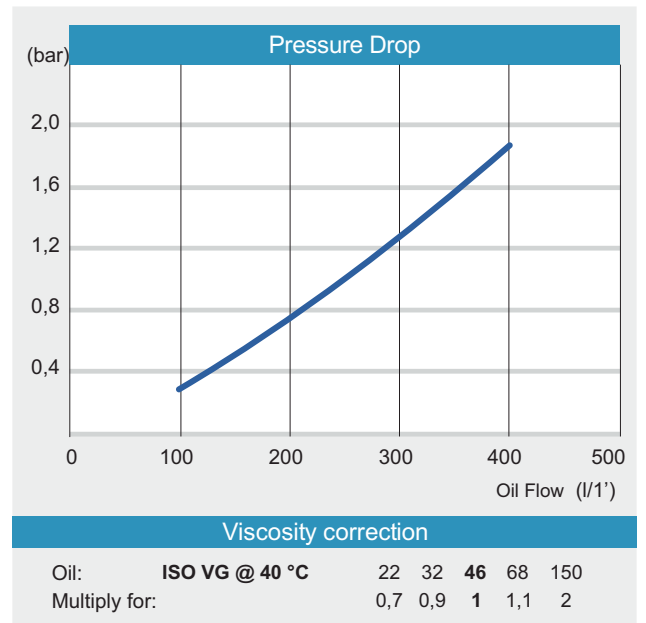
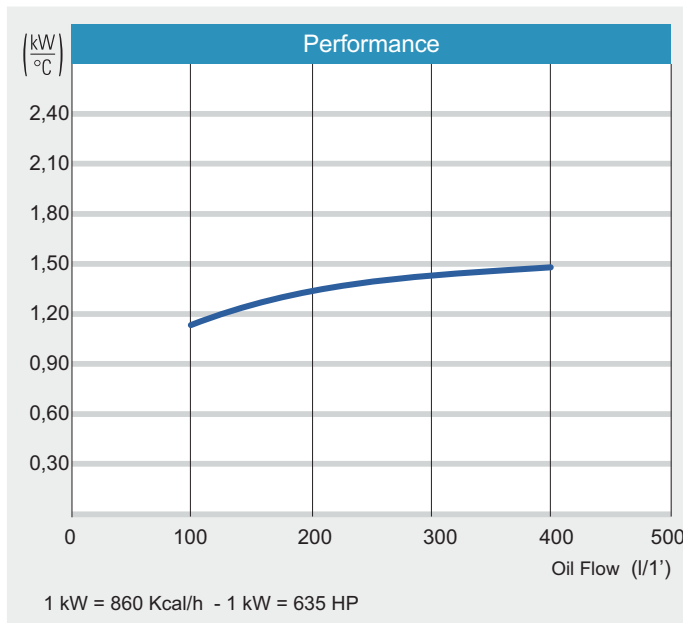
## HY-100 Series with Hydraulic Motor, Adjustable Thermostat

### HY140



#### Technical information

Type	Oil flow	Capacity	Weight	Voltage	Frequency	Current	Power	Fan Ø	Air flow	Noise Level
	L'	L	Kg	cm <sup>3</sup> /g	g/1'	L/1'	W	mm	m <sup>3</sup> /h	dB(A)
HY14005	100 - 400	22	57	11,3	1400	17	950	560	11000	79
HY14006	100 - 400	22	53	-	-	-	-	560	-	-

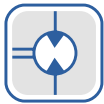
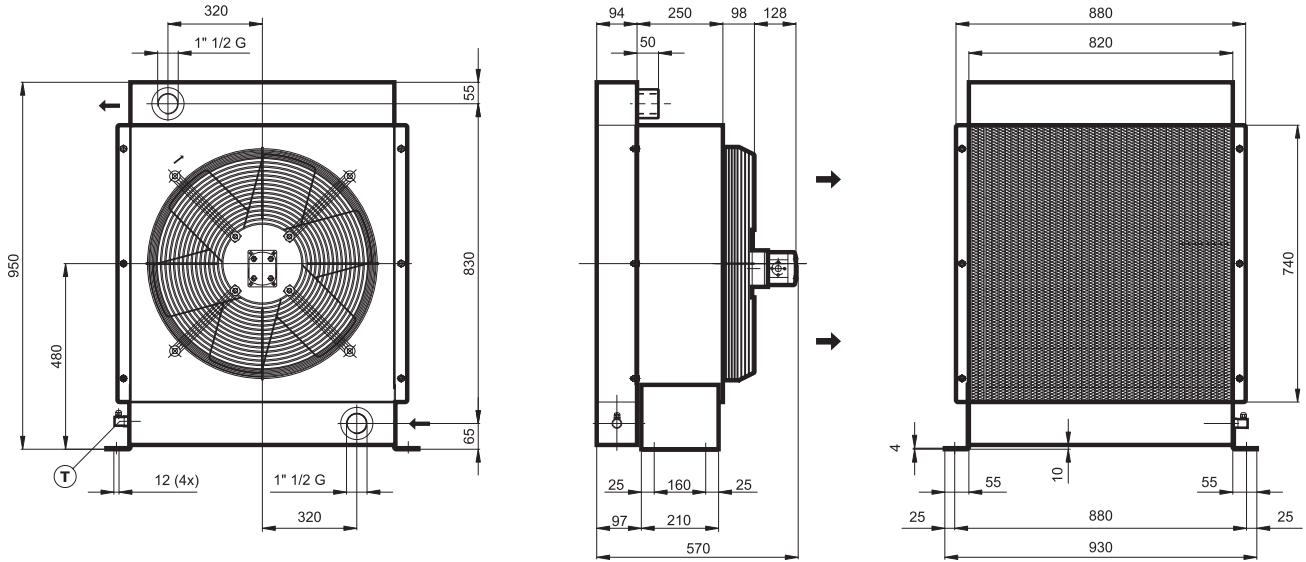




# AIR-OIL HEAT EXCHANGERS

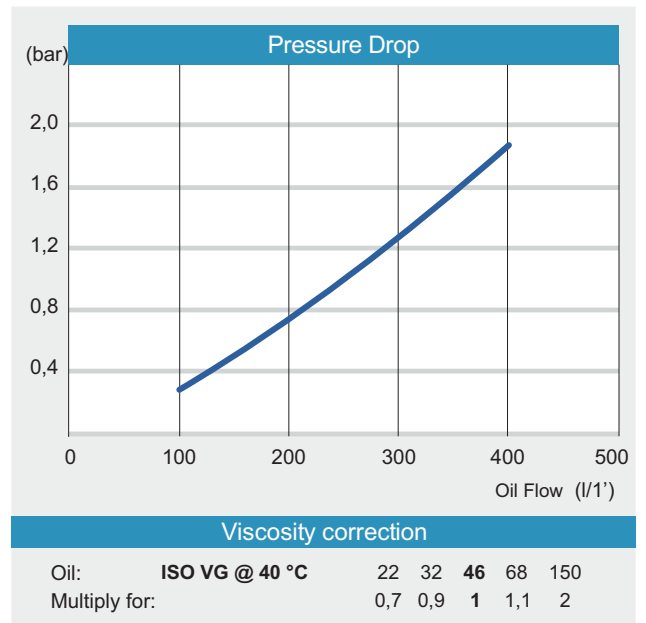
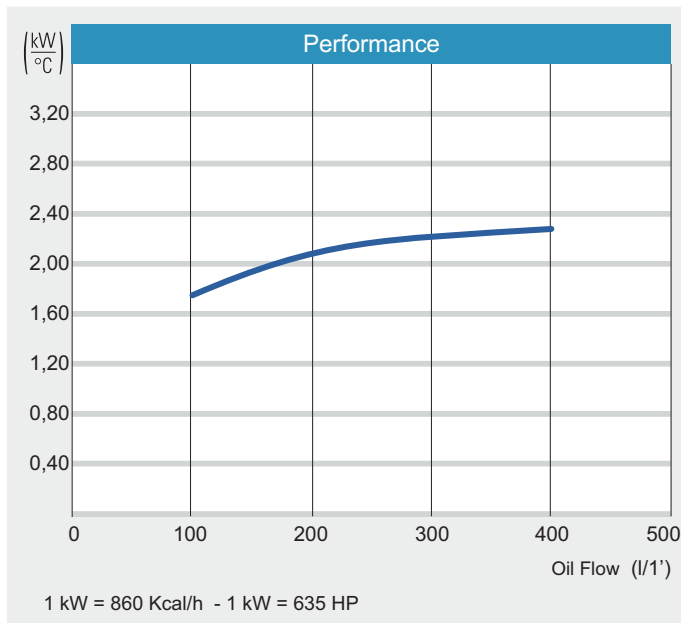
## HY-100 Series with Hydraulic Motor, Adjustable Thermostat

### HY160



#### Technical information

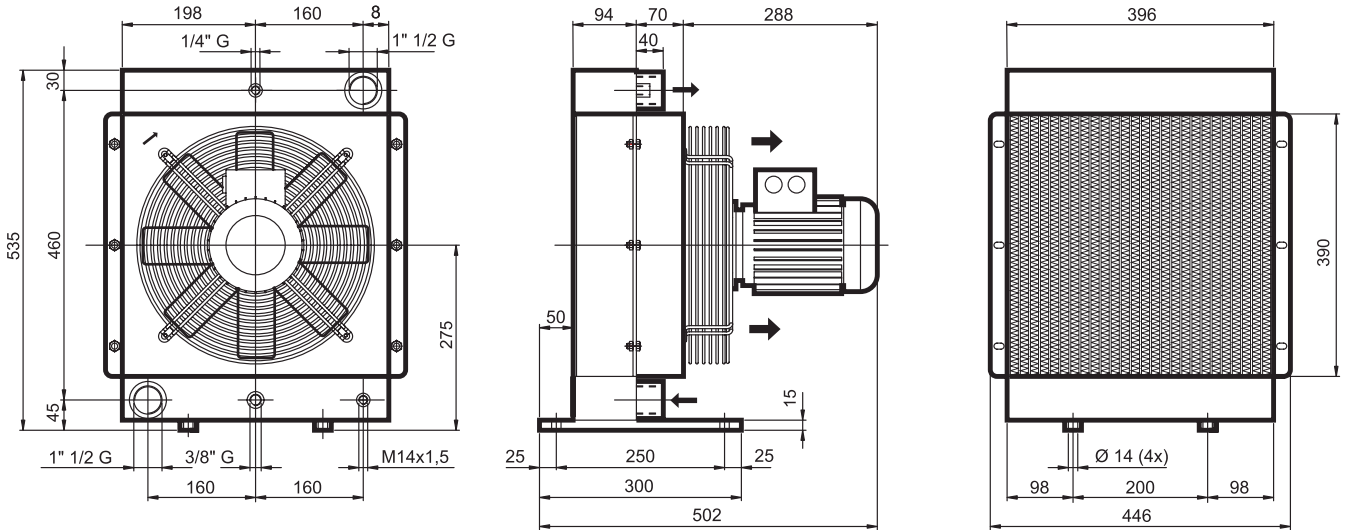
Type	Oil flow	Capacity	Weight	Voltage	Frequency	Current	Power	Fan Ø	Air flow	Noise Level
	L'	L	Kg	cm <sup>3</sup> /g	g/1'	L/1'	W	mm	m <sup>3</sup> /h	dB(A)
HY16005	100 - 400	31	79	17,5	1400	22	1300	680	14000	82
HY16006	100 - 400	31	75	-	-	-	-	680	-	-



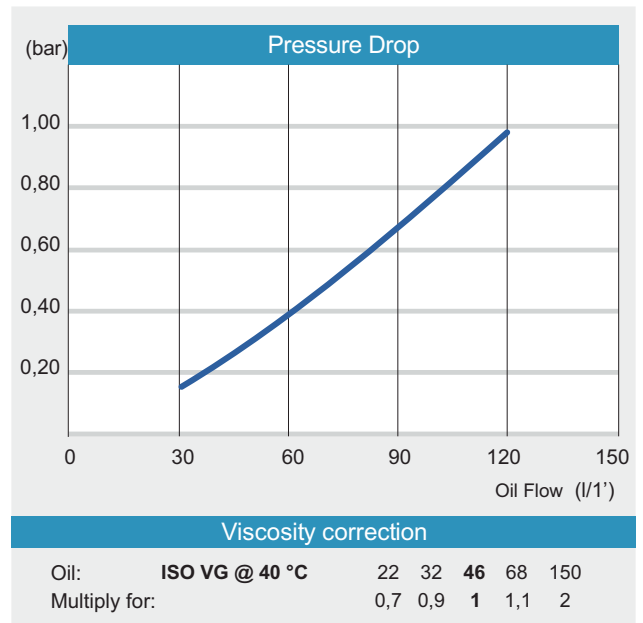
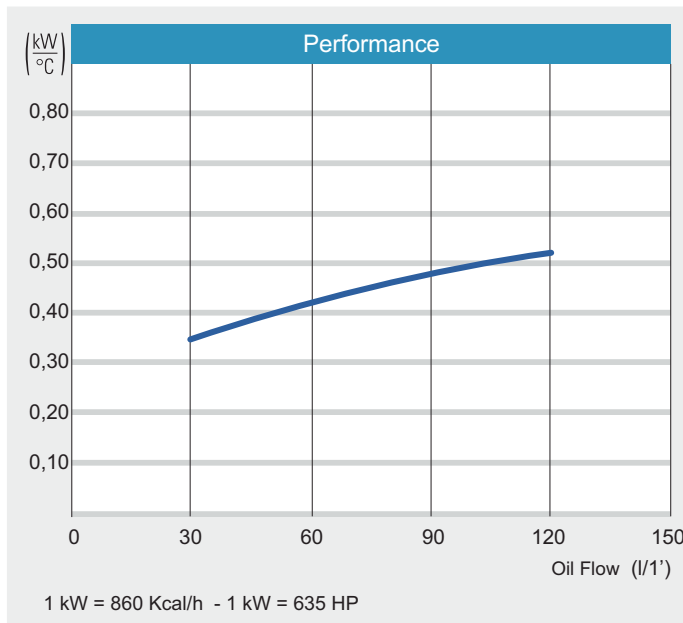
# AIR-OIL HEAT EXCHANGERS

## HY -200 Series with AC motor, Fixed Thermostat

### HY215



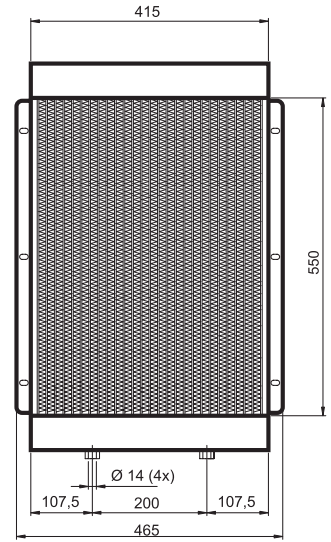
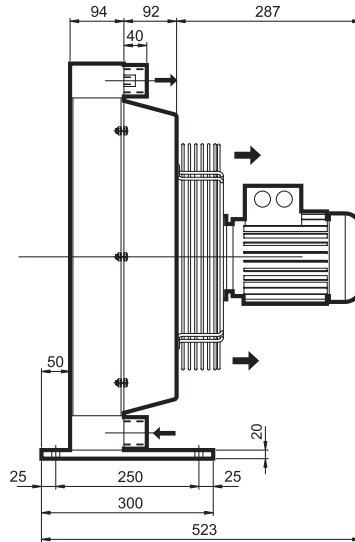
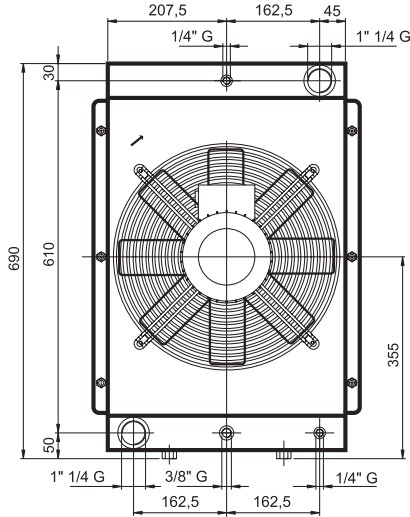
Technical information										
Type	Oil flow	Capacity	Weight	Voltage	Frequency	Current	Power	Fan Ø	Air flow	Noise Level
	L'	L	Kg	V	Hz	A	W	mm	m³/h	dB(A)
HY21503	30-120	8,7	28	230/400	50	2,4/1,4	0,55	400	3500	80
				260/460	60	2,1/1,2				



# AIR-OIL HEAT EXCHANGERS

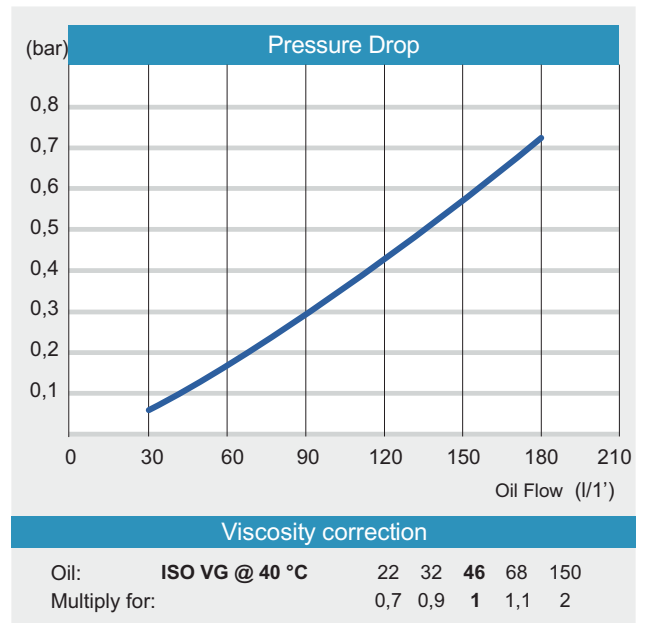
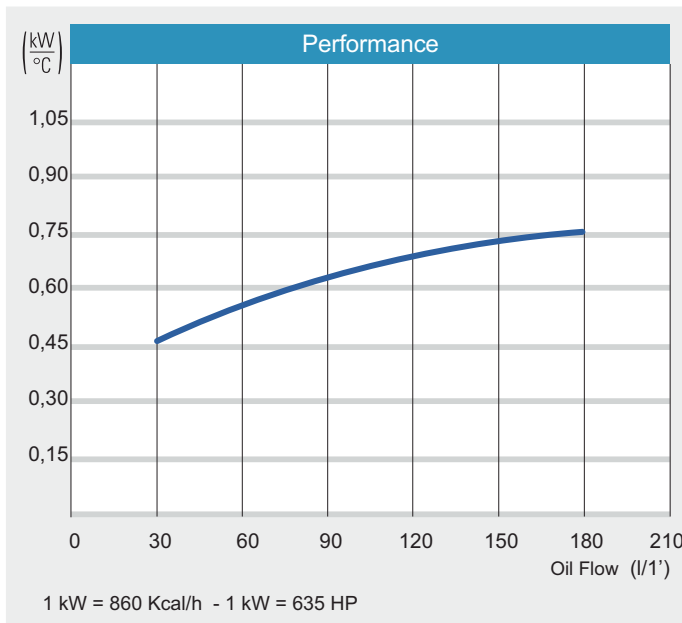
## HY -200 Series with AC motor, Fixed Thermostat

### HY220



#### Technical information

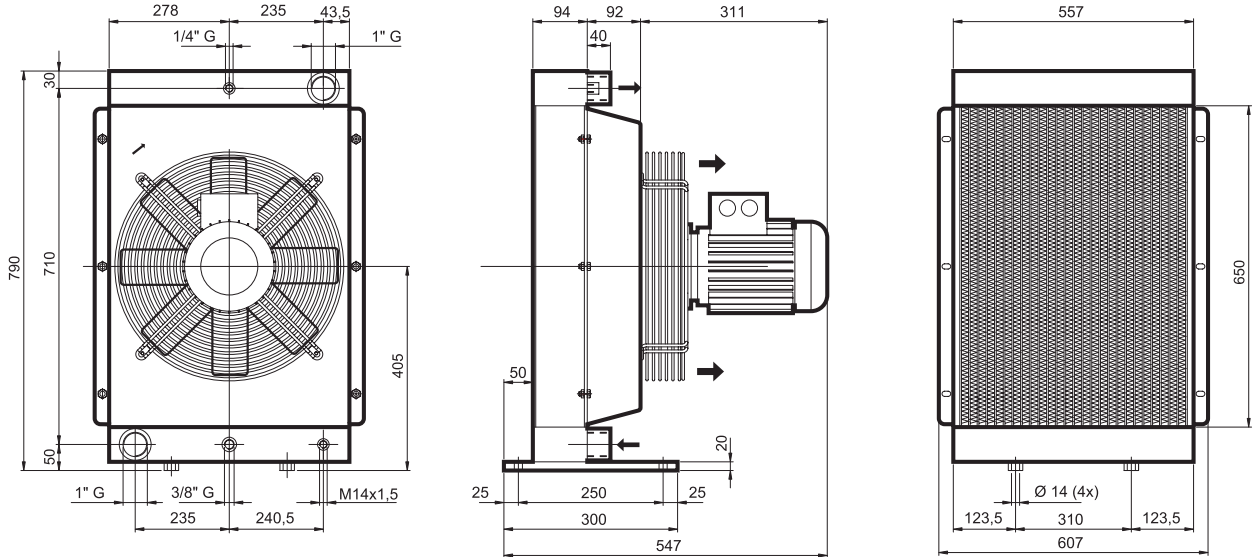
Type	Oil flow	Capacity	Weight	Voltage	Frequency	Current	Power	Fan Ø	Air flow	Noise Level
	L'	L	Kg	V	Hz	A	W	mm	m <sup>3</sup> /h	dB(A)
HY22003	30-180	11	38	230/400	50	3,2-1,8	750	450	3800	80
				260/460	60	2,8-1,6				



# AIR-OIL HEAT EXCHANGERS

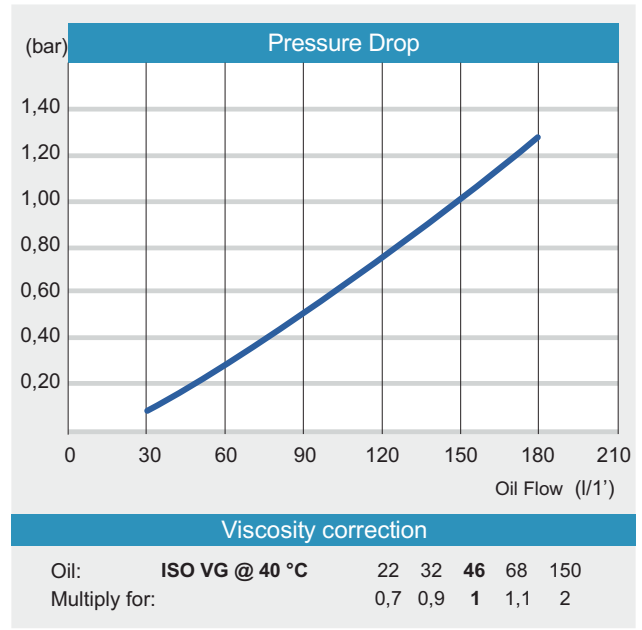
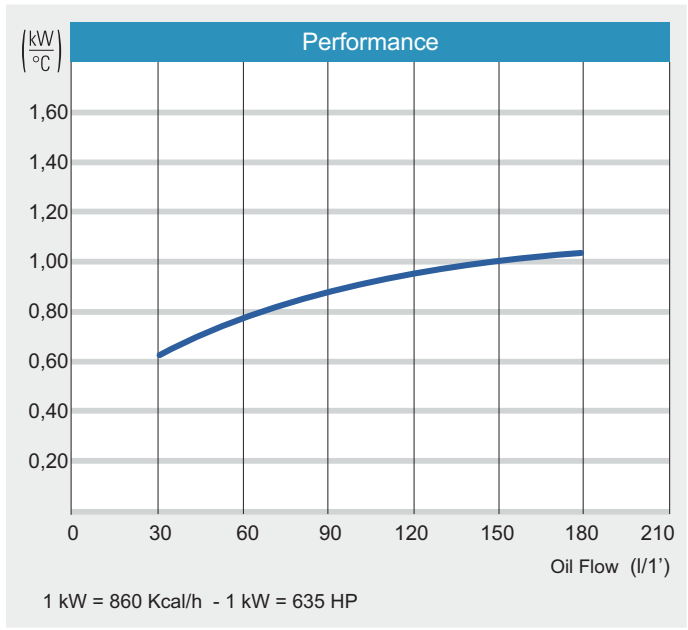
## HY -200 Series with AC motor, Fixed Thermostat

### HY225



#### Technical information

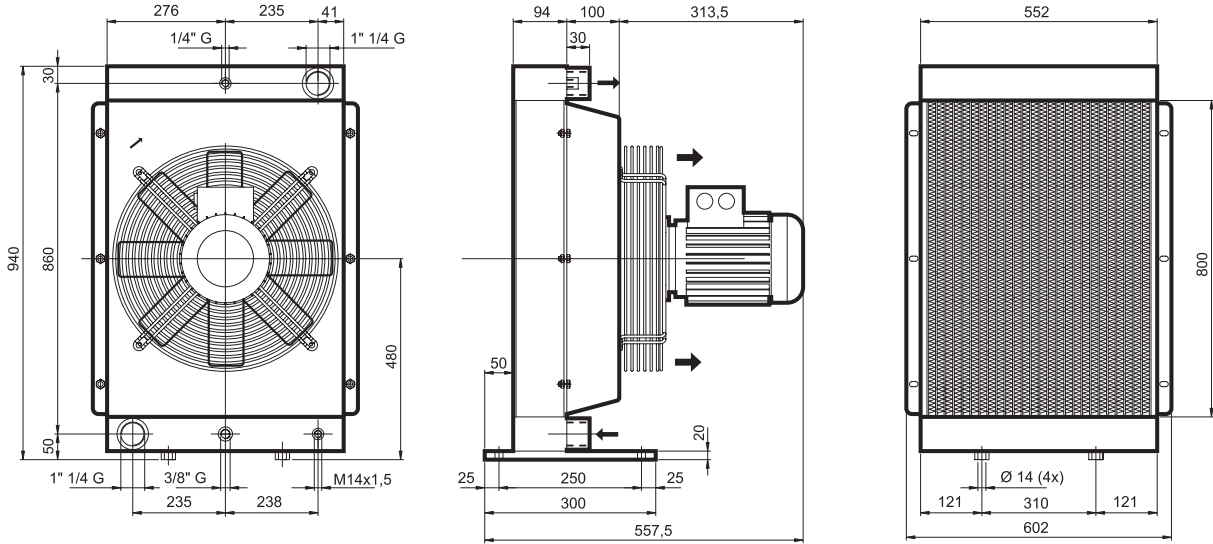
Type	Oil flow	Capacity	Weight	Voltage	Frequency	Current	Power	Fan Ø	Air flow	Noise Level
	L'	L	Kg	V	Hz	A	W	mm	m <sup>3</sup> /h	dB(A)
HY22503	30-180	15	60	230/400	50	4,8-2,7	1100	500	5000	82
				260/460	60	4,2-2,4				



# AIR-OIL HEAT EXCHANGERS

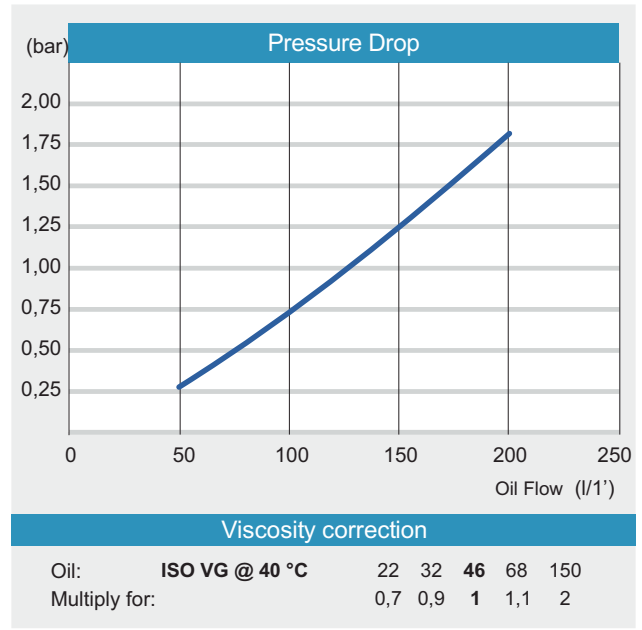
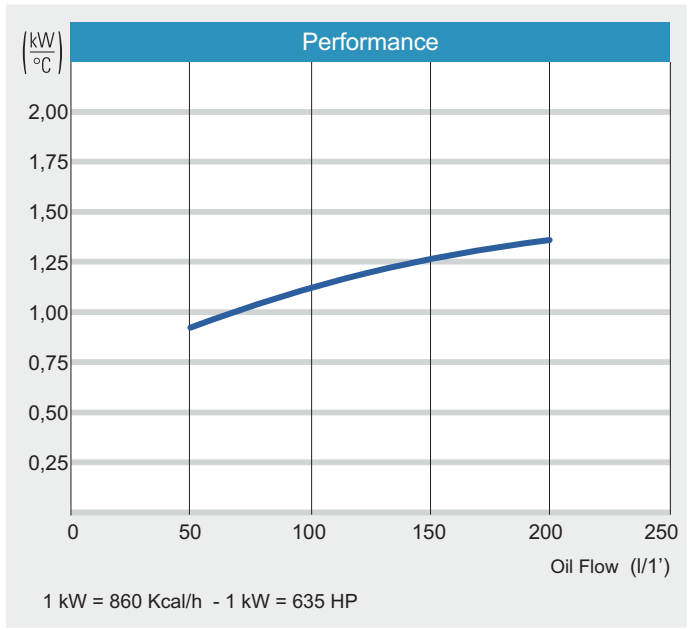
## HY -200 Series with AC motor, Fixed Thermostat

### HY230



#### Technical information

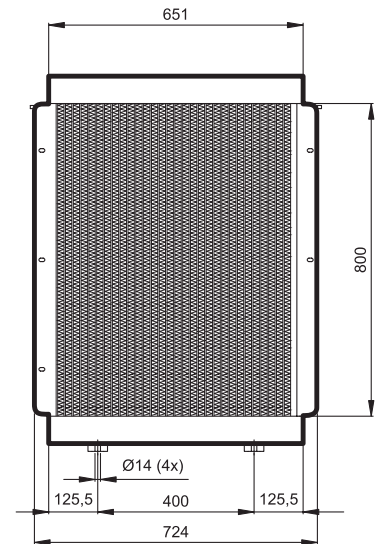
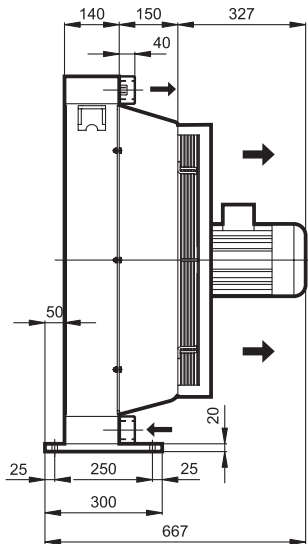
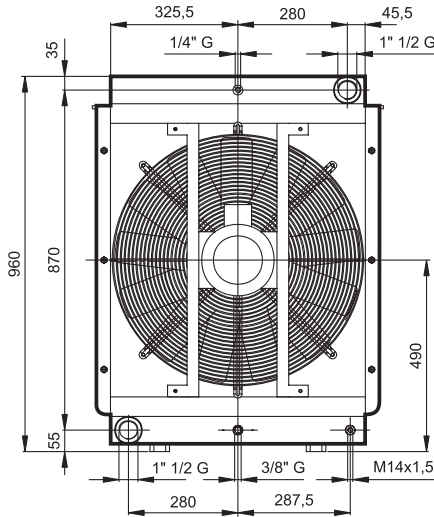
Type	Oil flow	Capacity	Weight	Voltage	Frequency	Current	Power	Fan Ø	Air flow	Noise Level
	L'	L	Kg	V	Hz	A	W	mm	m³/h	dB(A)
HY23003	50-200	18	65	230/400	50	4,8-2,7	1100	560	8000	82
				260/460	60	4,2-2,4				



# AIR-OIL HEAT EXCHANGERS

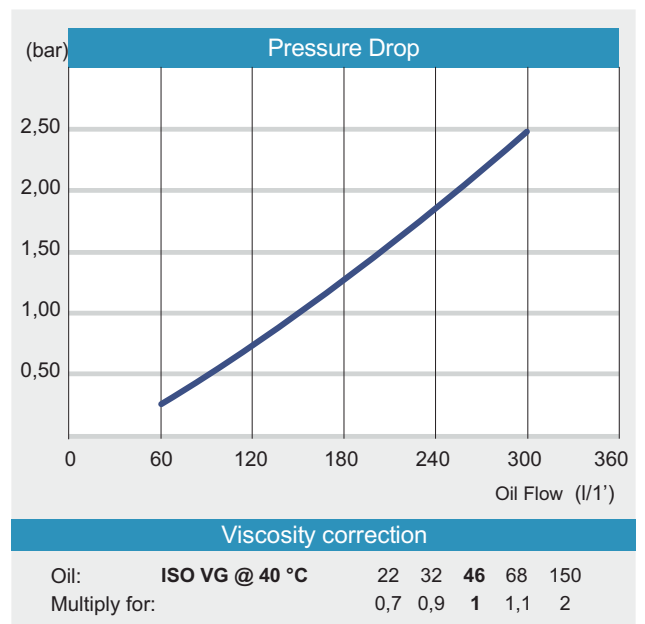
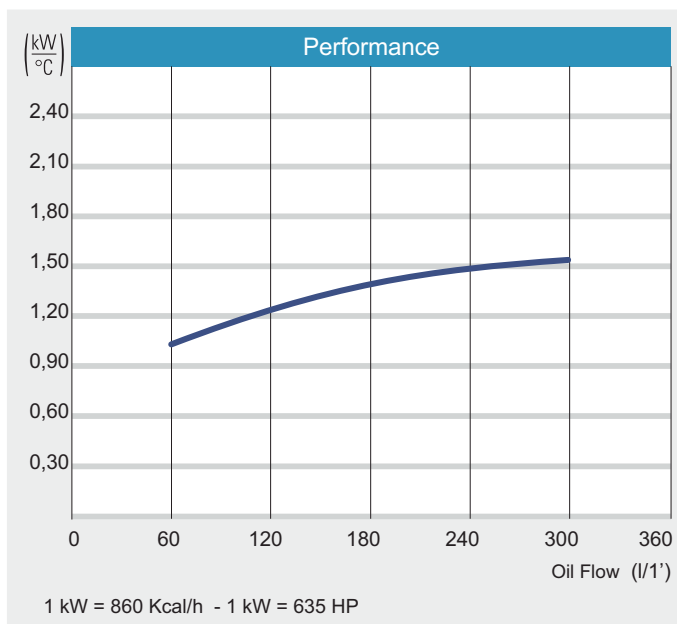
## HY -200 Series with AC motor, Fixed Thermostat

### HY235



#### Technical information

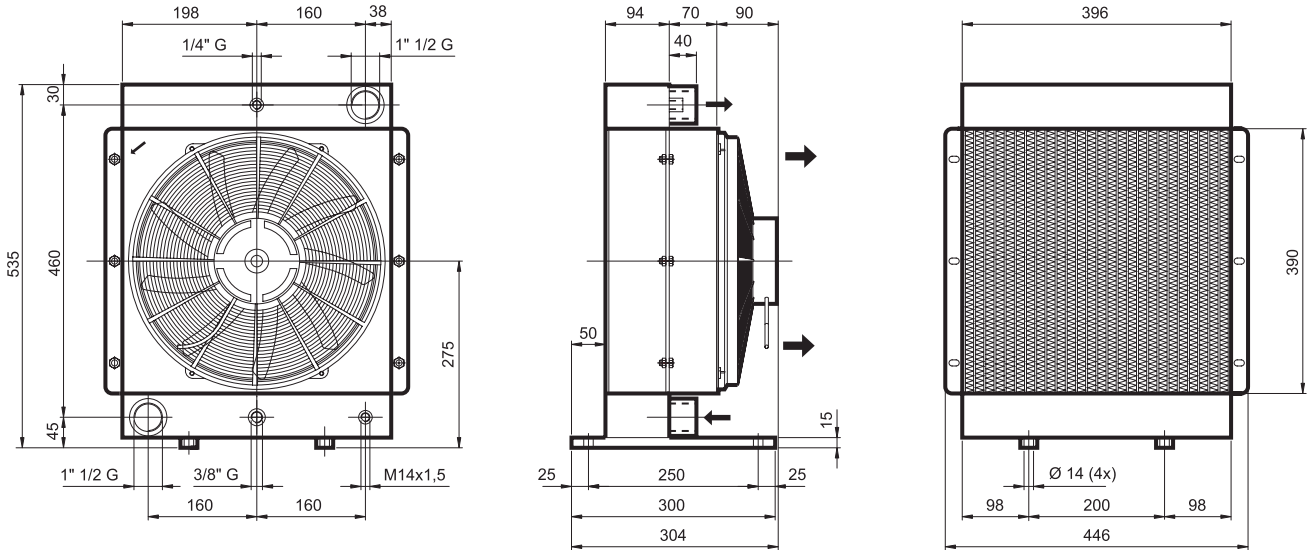
Type	Oil flow	Capacity	Weight	Voltage	Frequency	Current	Power	Fan Ø	Air flow	Noise Level
	L'	L	Kg	V	Hz	A	W	mm	m <sup>3</sup> /h	dB(A)
HY23503	60-300	34	95	230/400	50	4,8-2,7	1100	630	10000	81
				260/460	60	4,2-2,4				



# AIR-OIL HEAT EXCHANGERS

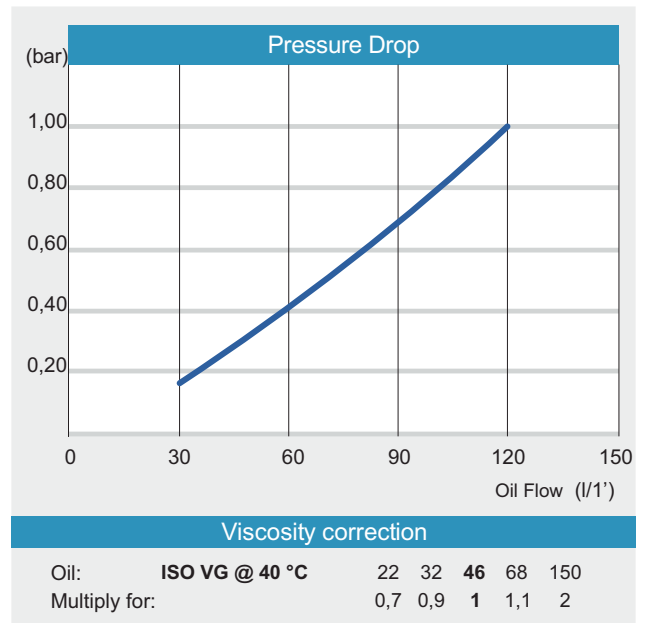
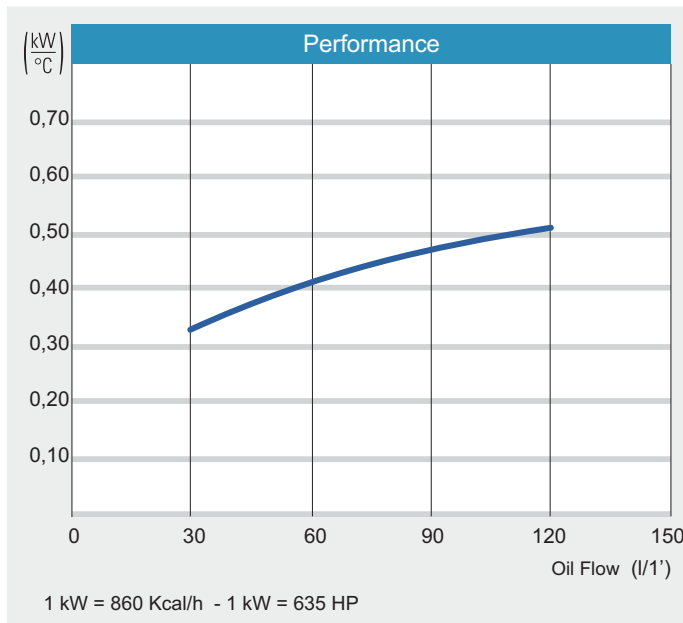
## HY -200 Series with DC motor, Fixed Thermostat

### HY215



#### Technical information

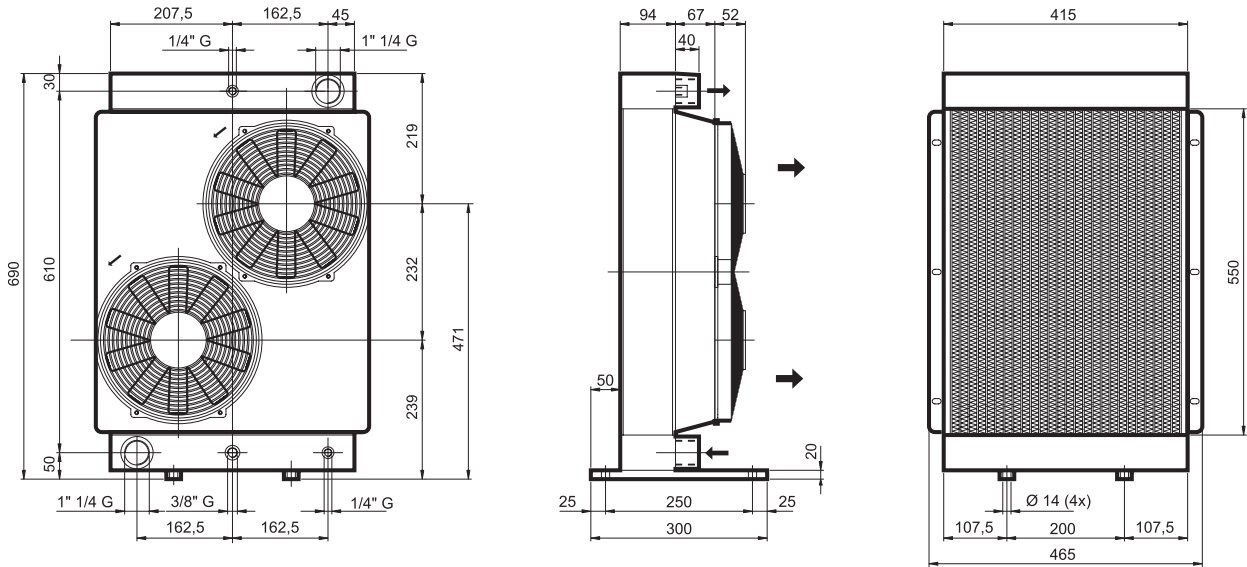
Type	Oil flow	Capacity	Weight	Voltage	Current	Power	Fan Ø	Air flow	Noise Level
	L'	L	Kg	V	A	W	mm	m³/h	dB(A)
HY21502	30 - 120	8,75	23	12	21	252	385	2390	76
HY21504	30 - 120	8,75	23	24	10	240	385	2390	76



# AIR-OIL HEAT EXCHANGERS

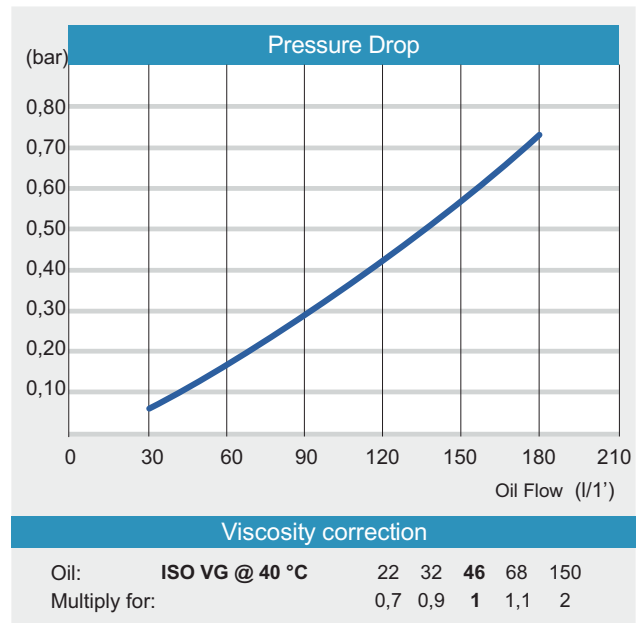
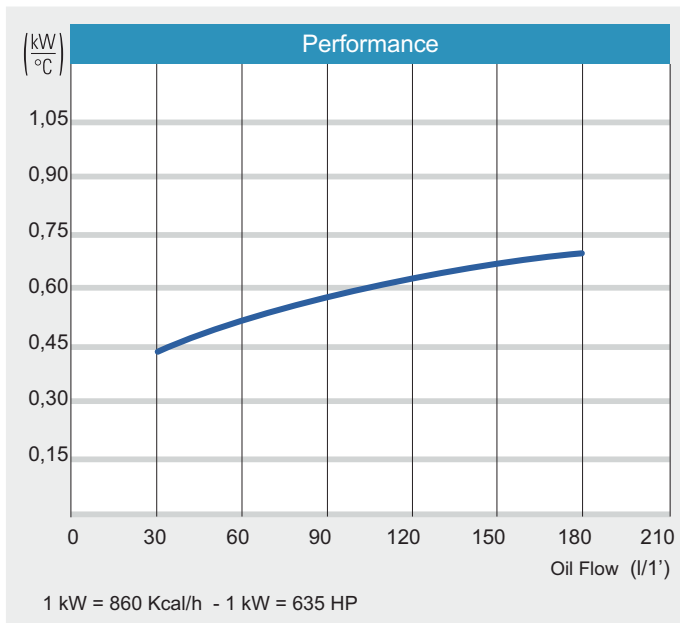
## HY -200 Series with DC motor, Fixed Thermostat

### HY220



12 Volt
24 Volt
Oil/Oil
AIR
FAN
IP68
UNI-EN 294
60 °C
CE PBD
TEST 35 bar
STATIC 24 bar
DINAMIC 16 bar

Technical information									
Type	Oil flow	Capacity	Weight	Voltage	Current	Power	Fan Ø	Air flow	Noise Level
	L'	L	Kg	V	A	W	mm	m³/h	dB(A)
HY22002	30 - 180	11	33	12	2 X 9,2	2 X 110	2 X 280	2 X 1400	75
HY22004	30 - 180	11	33	24	2 X 4,5	2 X 108	2 X 280	2 X 1400	75

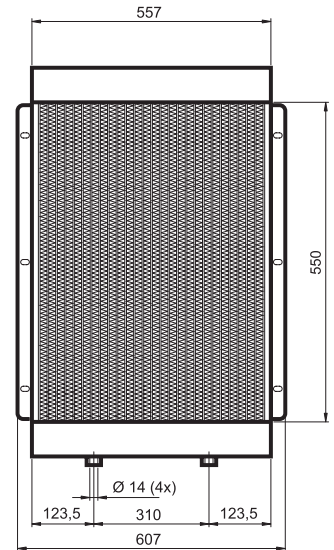
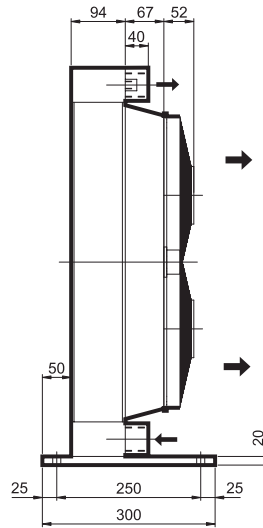
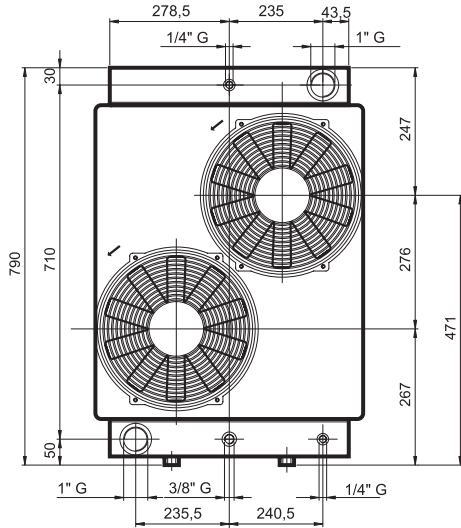




# AIR-OIL HEAT EXCHANGERS

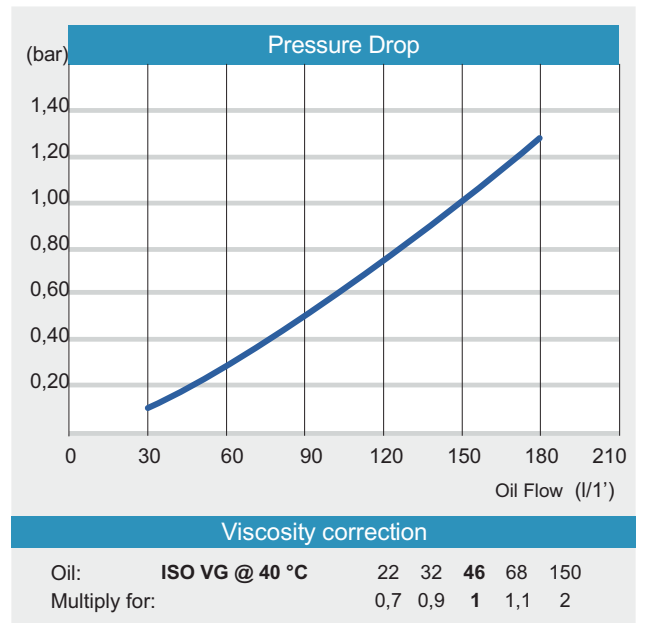
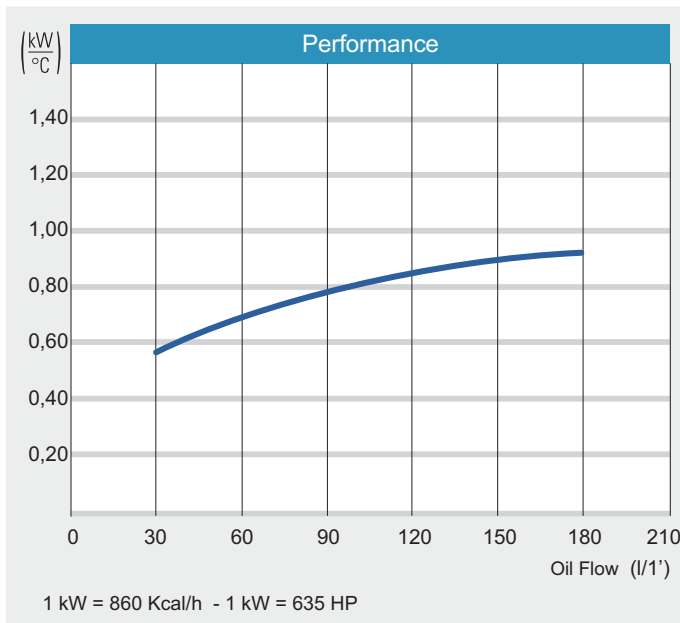
## HY -200 Series with DC motor, Fixed Thermostat

### HY225



#### Technical information

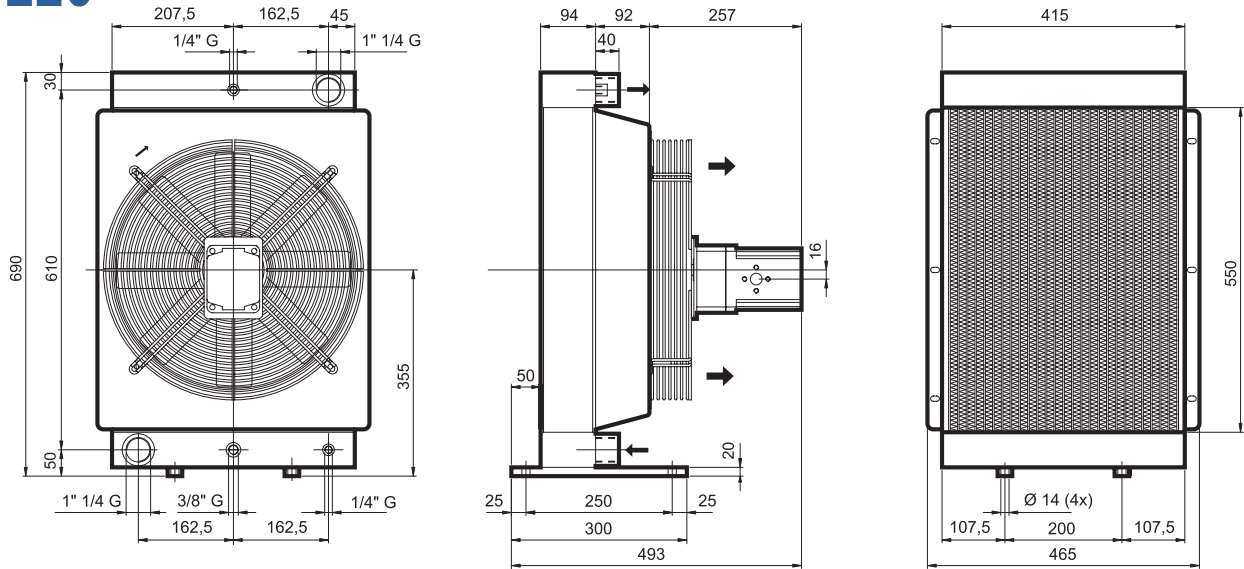
Type	Oil flow	Capacity	Weight	Voltage	Current	Power	Fan Ø	Air flow	Noise Level
	L'	L	Kg	V	A	W	mm	m <sup>3</sup> /h	dB(A)
HY22502	30 - 180	15	53	12	2 X 17,6	2 X 211	2 X 305	2 X 1830	80
HY22504	30 - 180	15	53	24	2 X 7,6	2 X 182	2 X 305	2 X 1960	80



# AIR-OIL HEAT EXCHANGERS

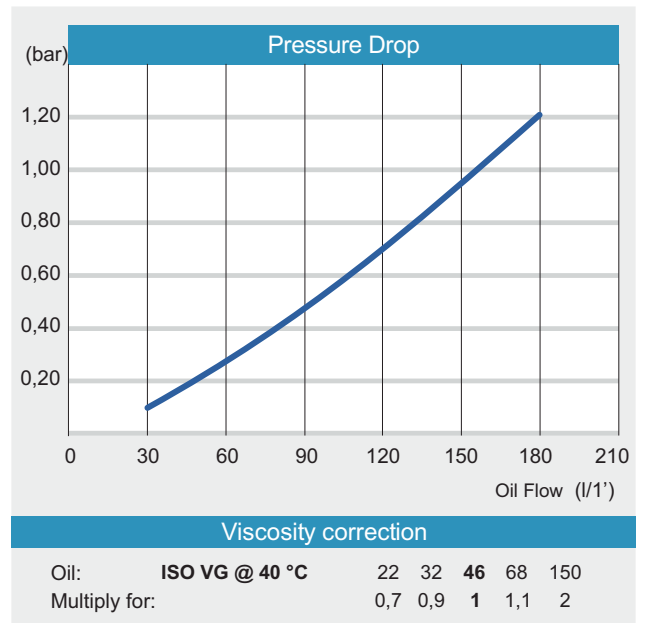
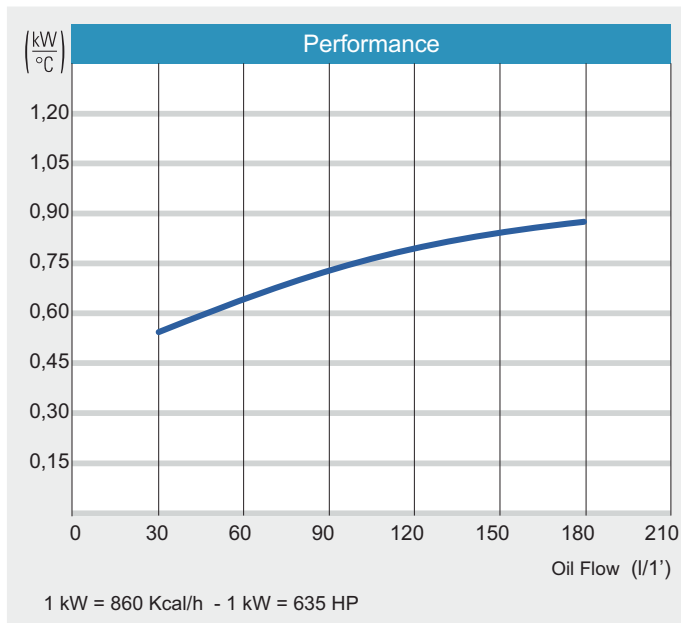
## HY -200 Series with Hydraulic Motor , Fixed Thermostat

### HY220



#### Technical information

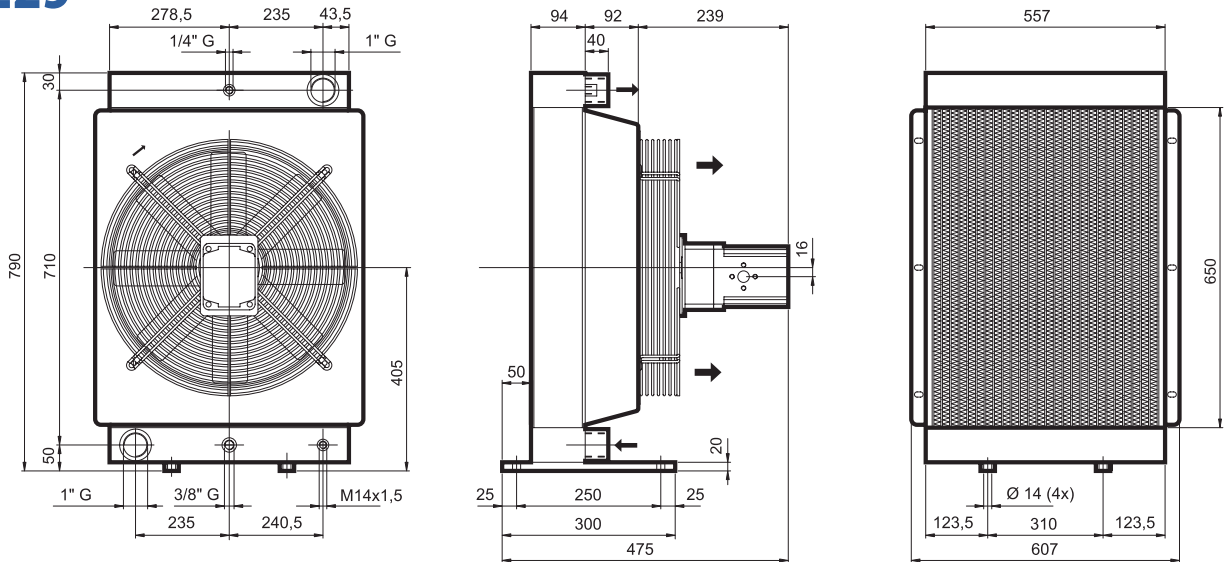
Type	Oil flow	Capacity	Weight	Displacement	rpm	Motor flow	Power	Fan Ø	Air flow	Noise Level
	L'	L	Kg	cm <sup>3</sup> /g <sup>3</sup>	g/1'	l/1'	W	mm	m <sup>3</sup> /h	dB(A)
HY22005	30 - 180	11	39	11	2000	23	850	400	8000	78
HY22006	30 - 180	11	35	-	-	-	-	400	-	-



# AIR-OIL HEAT EXCHANGERS

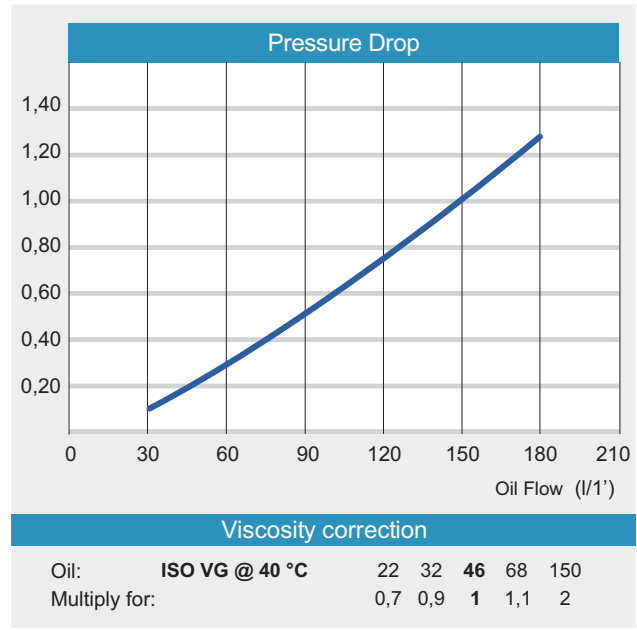
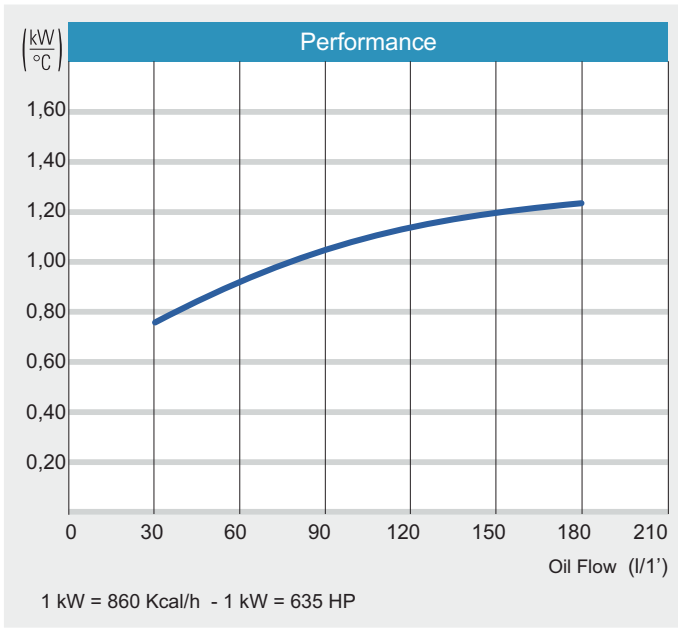
## HY -200 Series with Hydraulic Motor , Fixed Thermostat

### HY225



#### Technical information

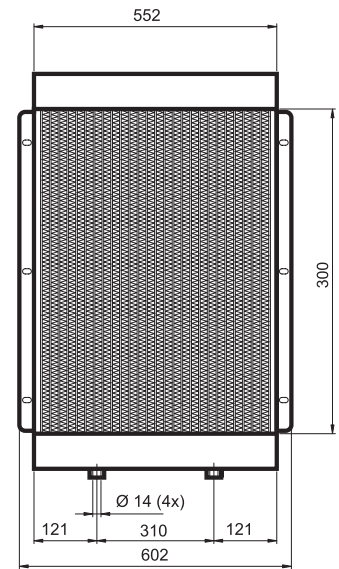
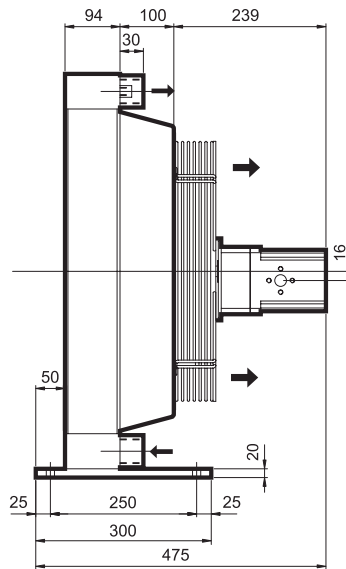
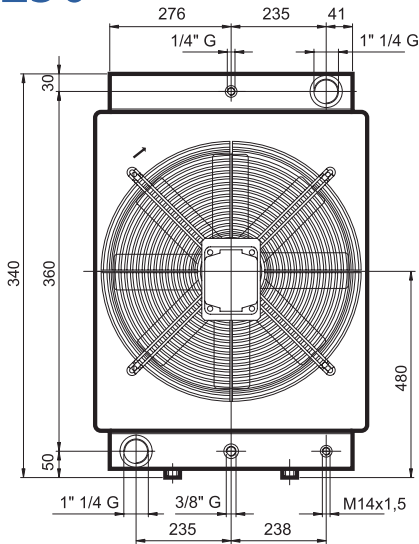
Type	Oil flow	Capacity	Weight	Displacement	rpm	Motor flow	Power	Fan Ø	Air flow	Noise Level
	L'	L	Kg	cm <sup>3</sup> /g <sup>3</sup>	g/1'	l/1'	W	mm	m <sup>3</sup> /h	dB(A)
HY22505	30 - 180	15	50	11,4	2000	24	1400	500	10000	81
HY22506	30 - 180	15	46	-	-	-	-	500	-	-



# AIR-OIL HEAT EXCHANGERS

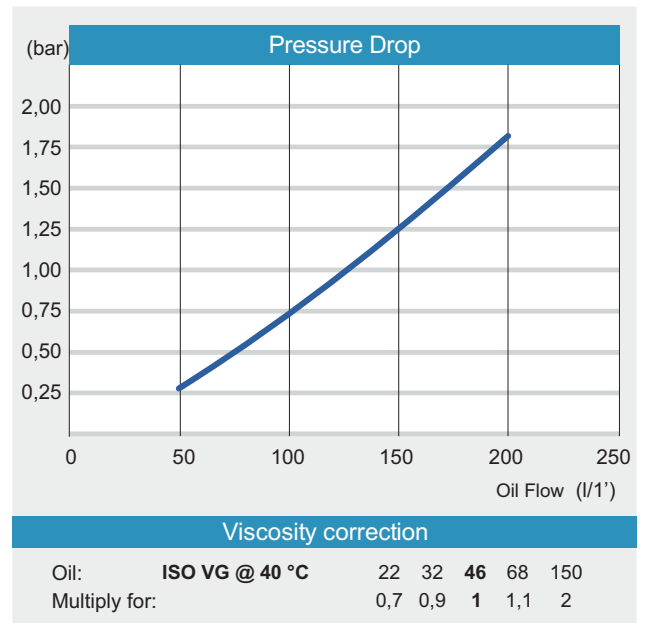
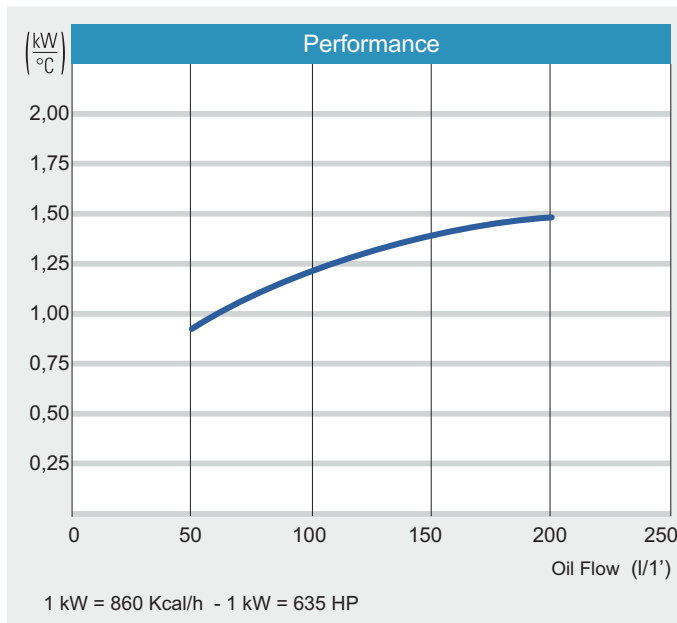
## HY -200 Series with Hydraulic Motor , Fixed Thermostat

### HY230



#### Technical information

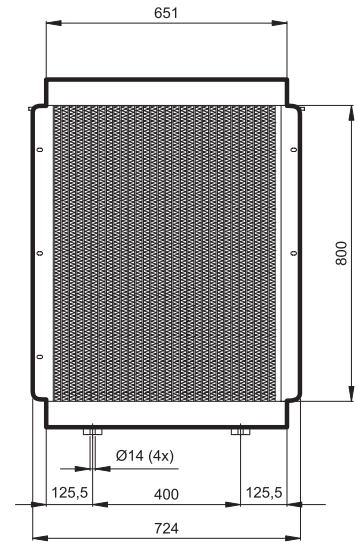
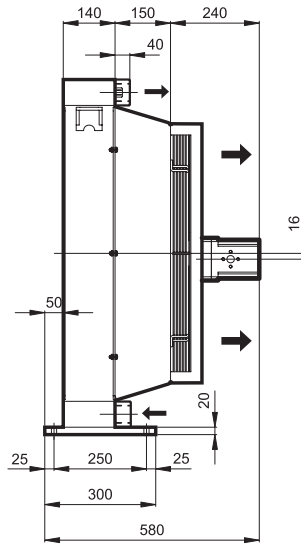
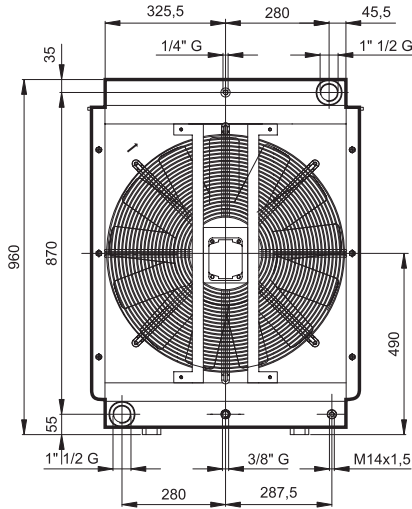
Type	Oil flow	Capacity	Weight	Displacement	rpm	Motor flow	Power	Fan Ø	Air flow	Noise Level
	L'	L	Kg	cm <sup>3</sup> /g <sup>3</sup>	g/1'	l/1'	W	mm	m <sup>3</sup> /h	dB(A)
HY23005	50 - 200	17	60	17,5	1500	27	1700	560	12000	81
HY23006	50 - 200	17	56	-	-	-	-	560	-	-



# AIR-OIL HEAT EXCHANGERS

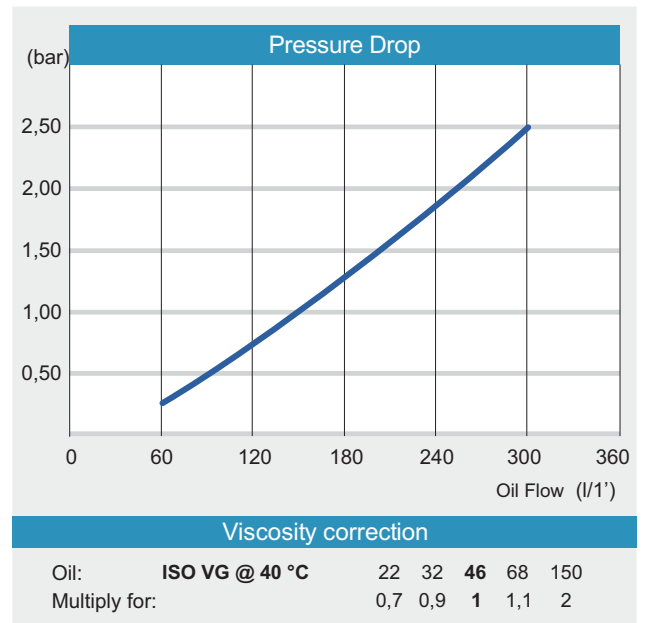
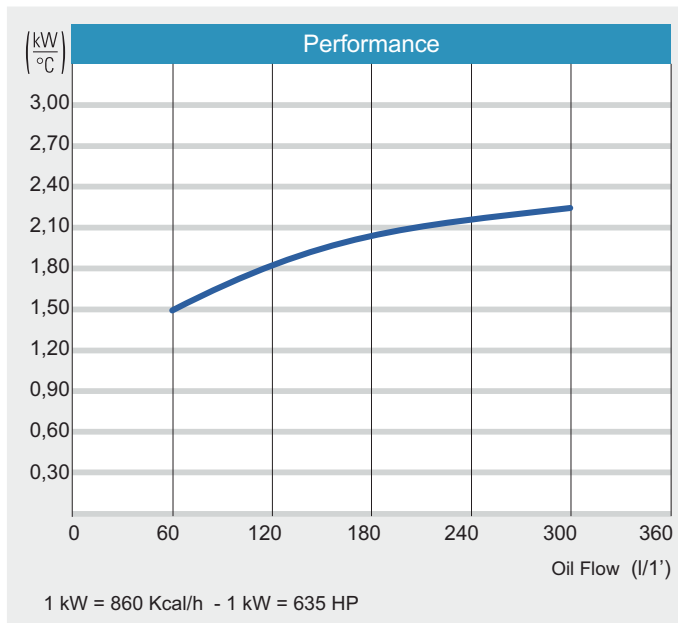
## HY -200 Series with Hydraulic Motor , Fixed Thermostat

### HY235



#### Technical information

Type	Oil flow	Capacity	Weight	Displacement	rpm	Motor flow	Power	Fan Ø	Air flow	Noise Level
	L/'	L	Kg	cm <sup>3</sup> /g <sup>3</sup>	g/1'	l/1'	W	mm	m <sup>3</sup> /h	dB(A)
HY23505	60 - 300	34	93	17,5	1500	27	1700	630	15000	85
HY23506	60 - 300	34	89	-	-	-	-	630	-	-



**Двухконтурные теплообменники  
для винтовых компрессоров  
от 7,5 до 160 kW**

**Air-oil two-circuit heat exchangers  
for cooling of compressors  
from 7.5 to 160 kW**



Стандартизованные воздушно-масляные комбинированные 2-контурные теплообменники, применяемые для охлаждения компрессоров от 7,5 до 160 кВт.

Радиаторы теплообменников выполнены из алюминиевого сплава с применением технологии вакуумной сварки, с использованием турбуляторов\*) для воздушного контура, увеличивающих эффективность теплообменника.

Питание мотора вентилятора доступно только в версии AC, в теплообменниках применена схема приточной вентиляции.

\*) Турбуляторы - дополнительные элементы, устанавливаемые внутри теплообменников, обеспечивают "вихревой" поток газа, что замедляет поток и улучшает скорость передачи тепла, делая нагрев теплообменника равномерным.

**Air-oil two-circuit heat  
exchangers for cooling  
of compressors  
from 7.5 to 160 kW**

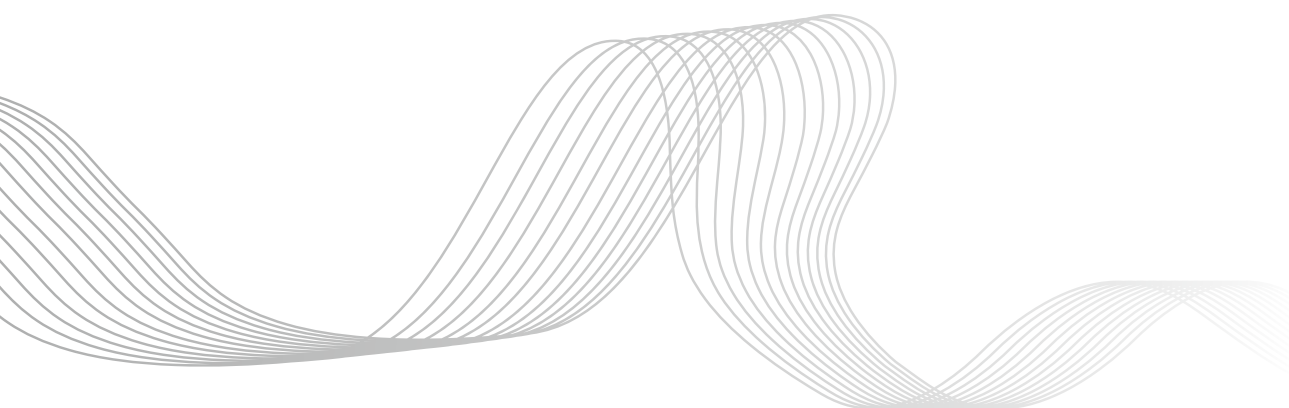
Standard air-oil combined two-circuit heat exchangers used for cooling compressors from 7.5 to 160 kW.

Radiator in aluminium alloy, vacuum braze welded, with high-efficiency turbulators on the air side. Power supply of fan only in AC, blowing ventilation.

#### Двухконтурные теплообменники для винтовых компрессоров от 7,5 до 160 kW

#### Air-oil two-circuit heat exchangers for cooling of compressors from 7.5 to 160 kW

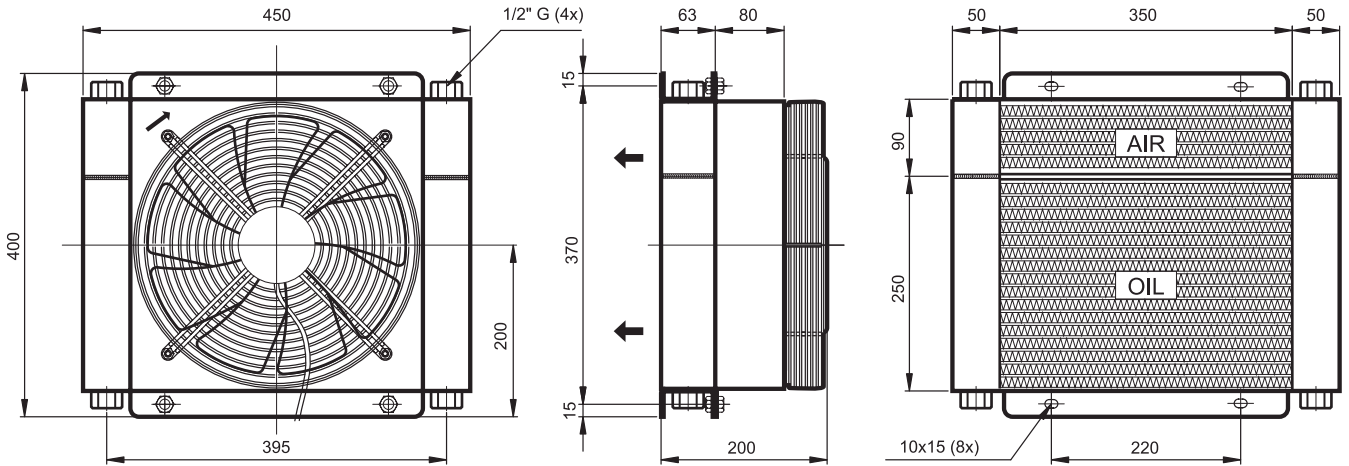
Артикул Code	Мощность компрессора kW Compressor Power, kW	Пропускная способность / Flow rate		Рассеиваемая мощность / Power dissipated			Суммарная, л/мин Summary, l/1'
		масляного контура, л/мин of oil circuit, l/1'	масляного контура, л/мин of oil circuit, l/1'	масляного контура, л/мин of oil circuit, l/1'	воздушного контура, л/мин of air circuit, l/1'	суммарная, л/мин summary, l/1'	
HA10021	7,5 - 11	20	1200	8,8	0,9	9,7	page 207
HA10022	11-15	28	2500	12,5	1,7	14,2	page 208
HA10023	18 - 22	40	3600	18,9	2,5	21,4	page 209
HA10024	30 - 37	45	5600	28,0	4,0	32,0	page 210
HA10025	45	60	7200	40,5	5,5	46,0	page 211
HA10026	55	65	11000	47,5	8,0	55,5	page 212
HA10027	75	70	13000	66,0	10,0	76,0	page 213
HA10028	90 - 110	120	17000	96,5	13,0	109,5	page 214
HA10029	132	120	17000	119,5	13,0	132,5	page 215
HA10030	160	200	27000	142,5	20,0	162,5	page 216



# AIR-OIL HEAT EXCHANGERS

## HA Series for Compressors

### HA 10021



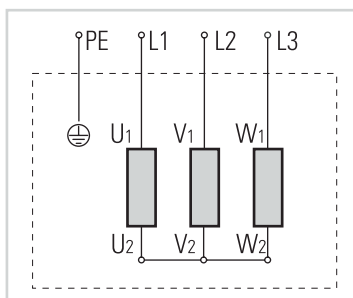
**230**  
Volt



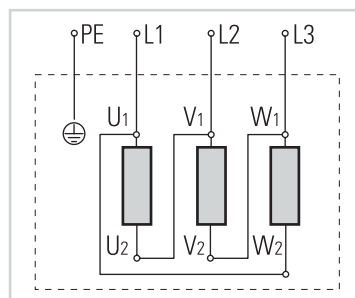
				OIL SIDE	AIR SIDE	COOLING AIR
Portata fluido	Portata fluido	Portata fluido	<b>l/1'</b>	20	1200	--
Potenza dissipata	Potenza dissipata	Potenza dissipata	<b>kW</b>	8,8	0,9	9,7
Temp. uscita (by 90°C inlet)	Temp. uscita (by 90°C inlet)	Temp. uscita (by 90°C inlet)	<b>°C</b>	75	46	--
Perdita carico	Perdita carico	Perdita carico	<b>bar</b>	0,1	0,02	--
ΔT (in-out)	ΔT (in-out)	ΔT (in-out)	<b>K</b>	15	44	--
ΔT (out-amb)	ΔT (out-amb)	ΔT (out-amb)	<b>K</b>	35	6	--
Portata aria	Portata aria	Portata aria	<b>m3/h</b>	--	--	2000
Temp. ambiente	Temp. ambiente	Temp. ambiente	<b>°C</b>	--	--	40
Temp. uscita	Temp. uscita	Temp. uscita	<b>°C</b>	--	--	55,7
Voltaggio	Voltaggio	Voltaggio	<b>V</b>	--	--	230/400
Frequenza	Frequenza	Frequenza	<b>Hz</b>	--	--	50/60
Potenza	Potenza	Potenza	<b>W</b>	--	--	195/275
Assorbimento	Assorbimento	Assorbimento	<b>A</b>	--	--	0,33/0,43

### Electrical Connections

**Y** Connection



**Δ** Connection



### Colours

<b>U<sub>1</sub></b>	<b>Nero</b>	Black	Schwarz
<b>U<sub>2</sub></b>	<b>Verde</b>	Green	Зелен
<b>V<sub>1</sub></b>	<b>Blu</b>	Blue	Blau
<b>V<sub>2</sub></b>	<b>Bianco</b>	White	Weiß
<b>W<sub>1</sub></b>	<b>Marrone</b>	Brown	Braun
<b>W<sub>2</sub></b>	<b>Giallo</b>	Yellow	Gelb
<b>⊕</b>	<b>G/V</b>	Y/G	G/G

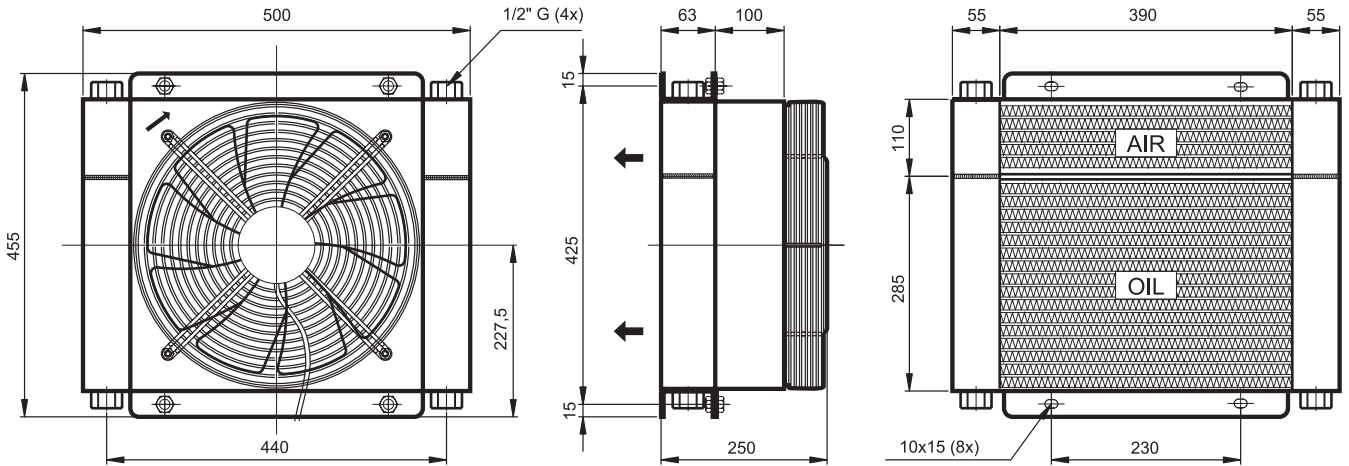




# AIR-OIL HEAT EXCHANGERS

## HA Series for Compressors

### HA10022



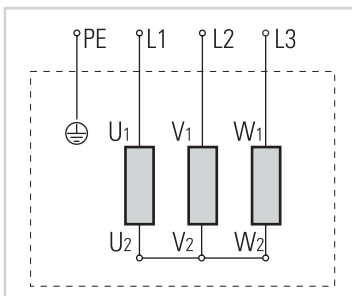
**230  
400**  
Volt



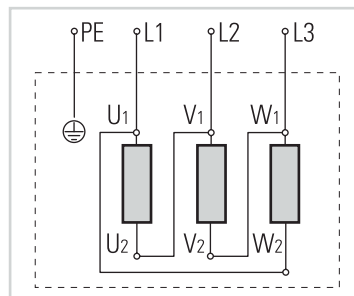
				OIL SIDE	AIR SIDE	COOLING AIR
Portata fluido	Portata fluido	Portata fluido	<b>l/1'</b>	28	2500	--
Potenza dissipata	Potenza dissipata	Potenza dissipata	<b>kW</b>	12,5	1,7	14,2
Temp. uscita (by 90°C inlet)	Temp. uscita (by 90°C inlet)	Temp. uscita (by 90°C inlet)	<b>°C</b>	75	47	--
Perdita carico	Perdita carico	Perdita carico	<b>bar</b>	0,1	0,02	--
ΔT (in-out)	ΔT (in-out)	ΔT (in-out)	<b>K</b>	15	43	--
ΔT (out-amb)	ΔT (out-amb)	ΔT (out-amb)	<b>K</b>	35	7	--
Portata aria	Portata aria	Portata aria	<b>m3/h</b>	--	--	2800
Temp. ambiente	Temp. ambiente	Temp. ambiente	<b>°C</b>	--	--	40
Temp. uscita	Temp. uscita	Temp. uscita	<b>°C</b>	--	--	56,3
Voltaggio	Voltaggio	Voltaggio	<b>V</b>	--	--	230/400
Frequenza	Frequenza	Frequenza	<b>Hz</b>	--	--	50/60
Potenza	Potenza	Potenza	<b>W</b>	--	--	115/160
Assorbimento	Assorbimento	Assorbimento	<b>A</b>	--	--	0,33/0,34

### Electrical Connections

**Y** Connection



**Δ** Connection



### Colours

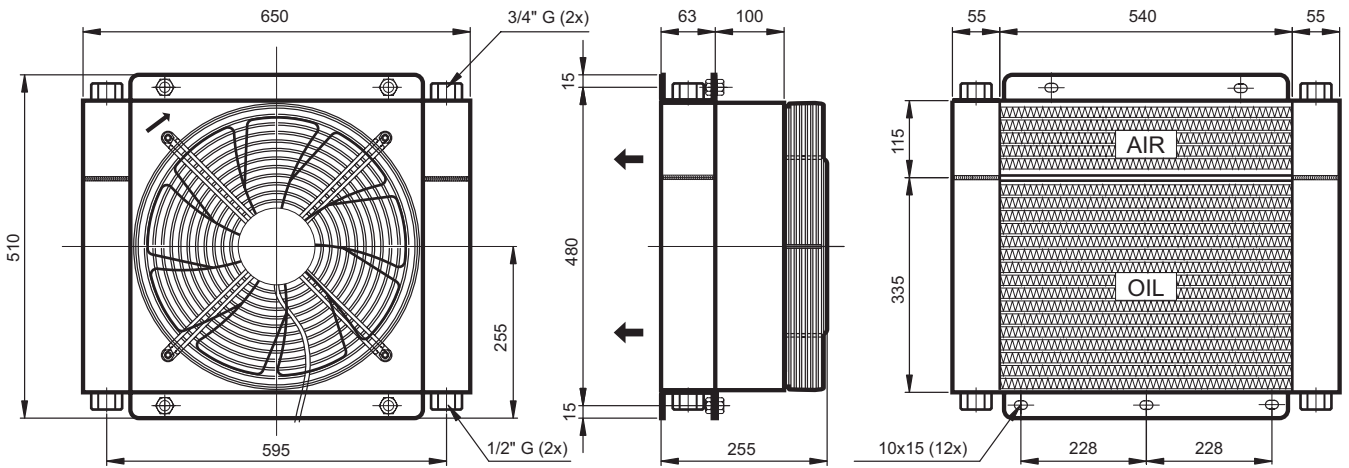
<b>U<sub>1</sub></b>	<b>Nero</b>	Black	Schwarz
<b>U<sub>2</sub></b>	<b>Verde</b>	Green	Зелен
<b>V<sub>1</sub></b>	<b>Blu</b>	Blue	Blau
<b>V<sub>2</sub></b>	<b>Bianco</b>	White	Weiß
<b>W<sub>1</sub></b>	<b>Marrone</b>	Brown	Braun
<b>W<sub>2</sub></b>	<b>Giallo</b>	Yellow	Gelb
<b>⊕</b>	<b>G/V</b>	Y/G	G/G



# AIR-OIL HEAT EXCHANGERS

## HA Series for Compressors

### HA10023



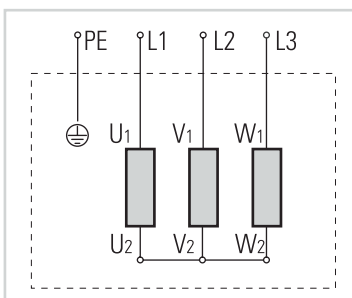
**230  
400**  
Volt



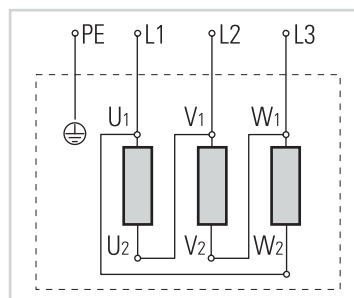
				OIL SIDE	AIR SIDE	COOLING AIR
Portata fluido	Portata fluido	Portata fluido	<b>l/1'</b>	40	3600	--
Potenza dissipata	Potenza dissipata	Potenza dissipata	<b>kW</b>	18,9	2,5	21,4
Temp. uscita (by 90°C inlet)	Temp. uscita (by 90°C inlet)	Temp. uscita (by 90°C inlet)	<b>°C</b>	74	47	--
Perdita carico	Perdita carico	Perdita carico	<b>bar</b>	0,2	0,04	--
$\Delta T$ (in-out)	$\Delta T$ (in-out)	$\Delta T$ (in-out)	<b>K</b>	16	43	--
$\Delta T$ (out-amb)	$\Delta T$ (out-amb)	$\Delta T$ (out-amb)	<b>K</b>	34	7	--
Portata aria	Portata aria	Portata aria	<b>m3/h</b>	--	--	3200
Temp. ambiente	Temp. ambiente	Temp. ambiente	<b>°C</b>	--	--	40
Temp. uscita	Temp. uscita	Temp. uscita	<b>°C</b>	--	--	61,5
Voltaggio	Voltaggio	Voltaggio	<b>V</b>	--	--	230/400
Frequenza	Frequenza	Frequenza	<b>Hz</b>	--	--	50/60
Potenza	Potenza	Potenza	<b>W</b>	--	--	135/185
Assorbimento	Assorbimento	Assorbimento	<b>A</b>	--	--	0,44/0,39

### Electrical Connections

#### Y Connection



#### $\Delta$ Connection



#### Colours

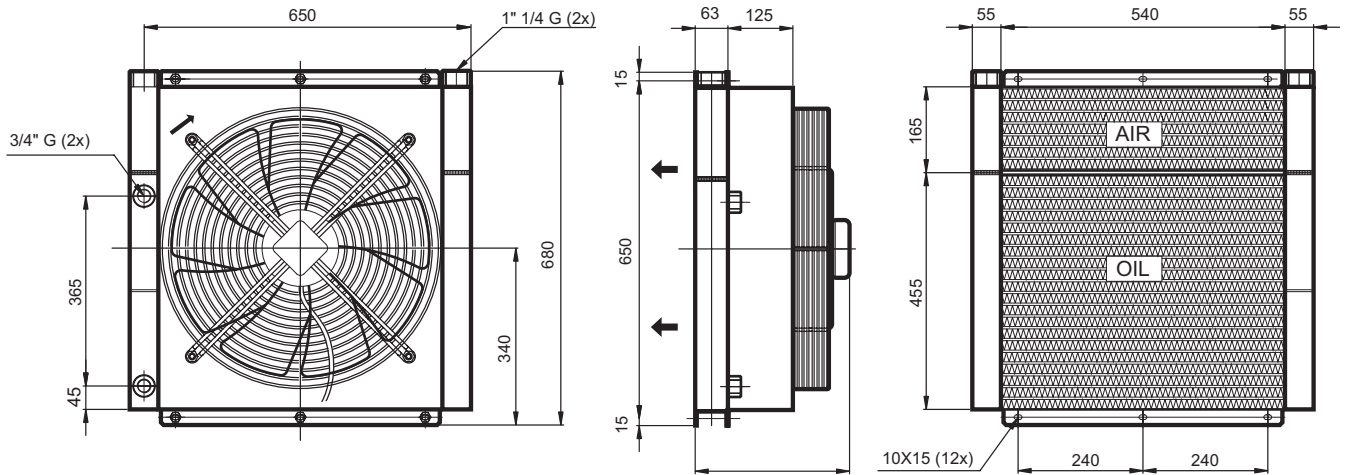
<b>U<sub>1</sub></b>	<b>Nero</b>	Black	Schwarz
<b>U<sub>2</sub></b>	<b>Verde</b>	Green	Зелен
<b>V<sub>1</sub></b>	<b>Blu</b>	Blue	Blau
<b>V<sub>2</sub></b>	<b>Bianco</b>	White	Weiß
<b>W<sub>1</sub></b>	<b>Marrone</b>	Brown	Braun
<b>W<sub>2</sub></b>	<b>Giallo</b>	Yellow	Gelb
<b>⊕</b>	<b>G/V</b>	Y/G	G/G



# AIR-OIL HEAT EXCHANGERS

## HA Series for Compressors

### HA10024



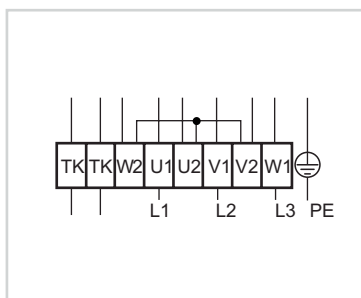
**230  
400**  
Volt



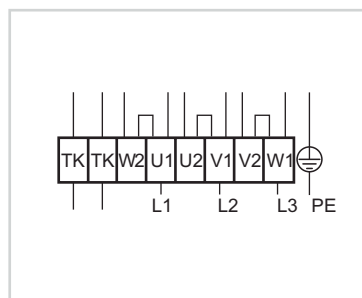
				OIL SIDE	AIR SIDE	COOLING AIR
Portata fluido	Portata fluido	Portata fluido	<b>l/1'</b>	45	5600	--
Potenza dissipata	Potenza dissipata	Potenza dissipata	<b>kW</b>	28	4	32
Temp. uscita (by 90°C inlet)	Temp. uscita (by 90°C inlet)	Temp. uscita (by 90°C inlet)	<b>°C</b>	68,5	46	--
Perdita carico	Perdita carico	Perdita carico	<b>bar</b>	0,2	0,04	--
ΔT (in-out)	ΔT (in-out)	ΔT (in-out)	<b>K</b>	21,5	44	--
ΔT (out-amb)	ΔT (out-amb)	ΔT (out-amb)	<b>K</b>	28,5	6	--
Portata aria	Portata aria	Portata aria	<b>m3/h</b>	--	--	6500
Temp. ambiente	Temp. ambiente	Temp. ambiente	<b>°C</b>	--	--	40
Temp. uscita	Temp. uscita	Temp. uscita	<b>°C</b>	--	--	52,4
Voltaggio	Voltaggio	Voltaggio	<b>V</b>	--	--	230/400
Frequenza	Frequenza	Frequenza	<b>Hz</b>	--	--	50/60
Potenza	Potenza	Potenza	<b>W</b>	--	--	780
Assorbimento	Assorbimento	Assorbimento	<b>A</b>	--	--	1,35

### Electrical Connections

**Y** Connection



**Δ** Connection



### Colours

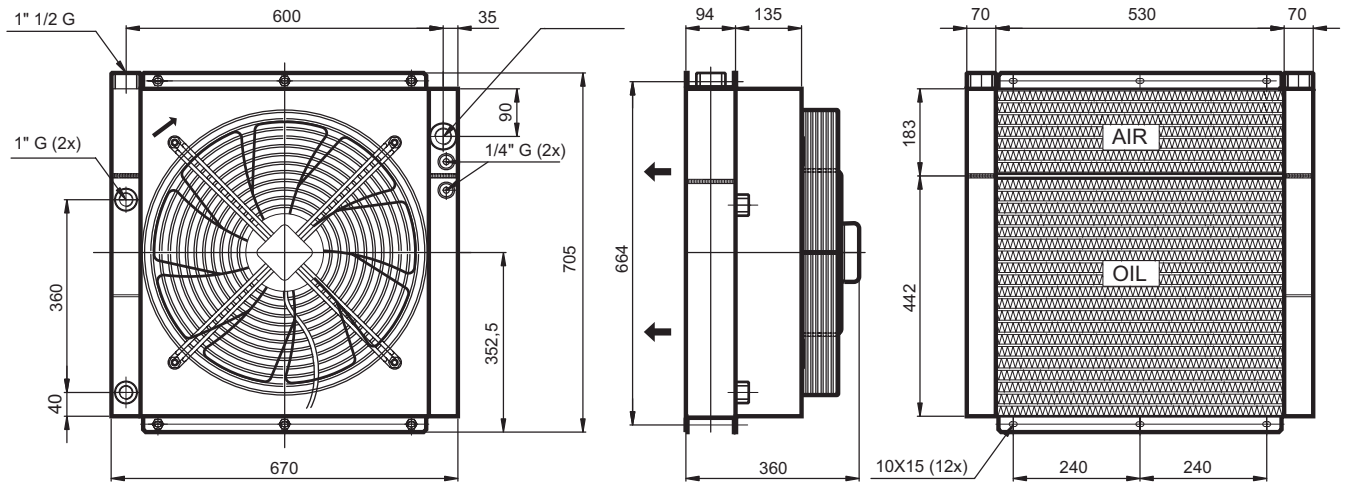
<b>U<sub>1</sub></b>	<b>Marrone</b>	Black	Braun
<b>U<sub>2</sub></b>	<b>Rosso</b>	Red	Röt
<b>V<sub>1</sub></b>	<b>Blu</b>	Blue	Blau
<b>V<sub>2</sub></b>	<b>Grigio</b>	Grey	Grau
<b>W<sub>1</sub></b>	<b>Nero</b>	Black	Schwarz
<b>W<sub>2</sub></b>	<b>Arancio</b>	Orange	Orange



# AIR-OIL HEAT EXCHANGERS

## HA Series for Compressors

### HA10025



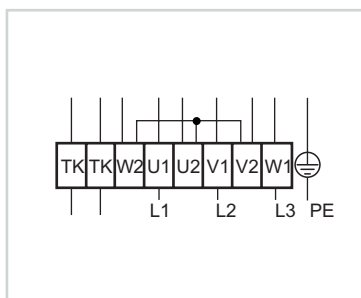
**230  
400**  
Volt



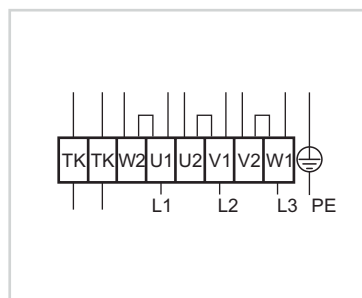
				OIL SIDE	AIR SIDE	COOLING AIR
Portata fluido	Portata fluido	Portata fluido	<b>l/1'</b>	60	7200	--
Potenza dissipata	Potenza dissipata	Potenza dissipata	<b>kW</b>	40,5	5,5	46
Temp. uscita (by 90°C inlet)	Temp. uscita (by 90°C inlet)	Temp. uscita (by 90°C inlet)	<b>°C</b>	67	43	--
Perdita carico	Perdita carico	Perdita carico	<b>bar</b>	0,2	0,04	--
$\Delta T$ (in-out)	$\Delta T$ (in-out)	$\Delta T$ (in-out)	<b>K</b>	23	47	--
$\Delta T$ (out-amb)	$\Delta T$ (out-amb)	$\Delta T$ (out-amb)	<b>K</b>	27	3	--
Portata aria	Portata aria	Portata aria	<b>m3/h</b>	--	--	5650
Temp. ambiente	Temp. ambiente	Temp. ambiente	<b>°C</b>	--	--	40
Temp. uscita	Temp. uscita	Temp. uscita	<b>°C</b>	--	--	62,9
Voltaggio	Voltaggio	Voltaggio	<b>V</b>	--	--	230/400
Frequenza	Frequenza	Frequenza	<b>Hz</b>	--	--	50/60
Potenza	Potenza	Potenza	<b>W</b>	--	--	780
Assorbimento	Assorbimento	Assorbimento	<b>A</b>	--	--	1,35

### Electrical Connections

**Y** Connection



**\Delta** Connection



### Colours

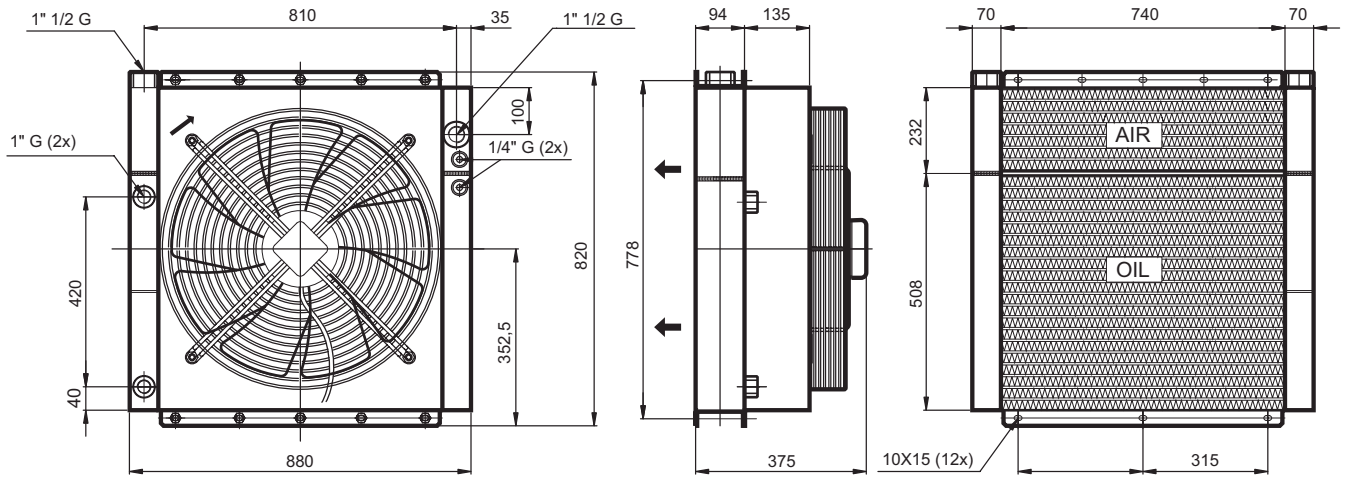
<b>U<sub>1</sub></b>	<b>Marrone</b>	Black	Braun
<b>U<sub>2</sub></b>	<b>Rosso</b>	Red	Röt
<b>V<sub>1</sub></b>	<b>Blu</b>	Blue	Blau
<b>V<sub>2</sub></b>	<b>Grigio</b>	Grey	Grau
<b>W<sub>1</sub></b>	<b>Nero</b>	Black	Schwarz
<b>W<sub>2</sub></b>	<b>Arancio</b>	Orange	Orange



# AIR-OIL HEAT EXCHANGERS

## HA Series for Compressors

### HA10026



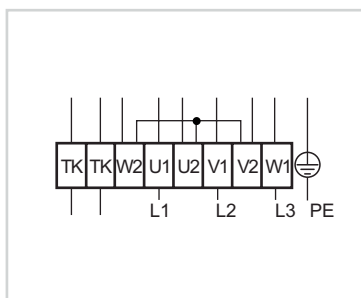
230  
400  
Volt



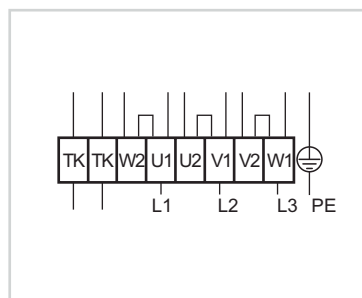
				OIL SIDE	AIR SIDE	COOLING AIR
Portata fluido	Portata fluido	Portata fluido	l/1'	65	11000	--
Potenza dissipata	Potenza dissipata	Potenza dissipata	kW	47,5	8	55,5
Temp. uscita (by 90°C inlet)	Temp. uscita (by 90°C inlet)	Temp. uscita (by 90°C inlet)	°C	65	44	--
Perdita carico	Perdita carico	Perdita carico	bar	1	0,05	--
ΔT (in-out)	ΔT (in-out)	ΔT (in-out)	K	25	46	--
ΔT (out-amb)	ΔT (out-amb)	ΔT (out-amb)	K	25	4	--
Portata aria	Portata aria	Portata aria	m <sup>3</sup> /h	--	--	11800
Temp. ambiente	Temp. ambiente	Temp. ambiente	°C	--	--	40
Temp. uscita	Temp. uscita	Temp. uscita	°C	--	--	61
Voltaggio	Voltaggio	Voltaggio	V	--	--	230/400
Frequenza	Frequenza	Frequenza	Hz	--	--	50/60
Potenza	Potenza	Potenza	W	--	--	1000
Assorbimento	Assorbimento	Assorbimento	A	--	--	1,8

### Electrical Connections

Y Connection



Δ Connection



### Colours

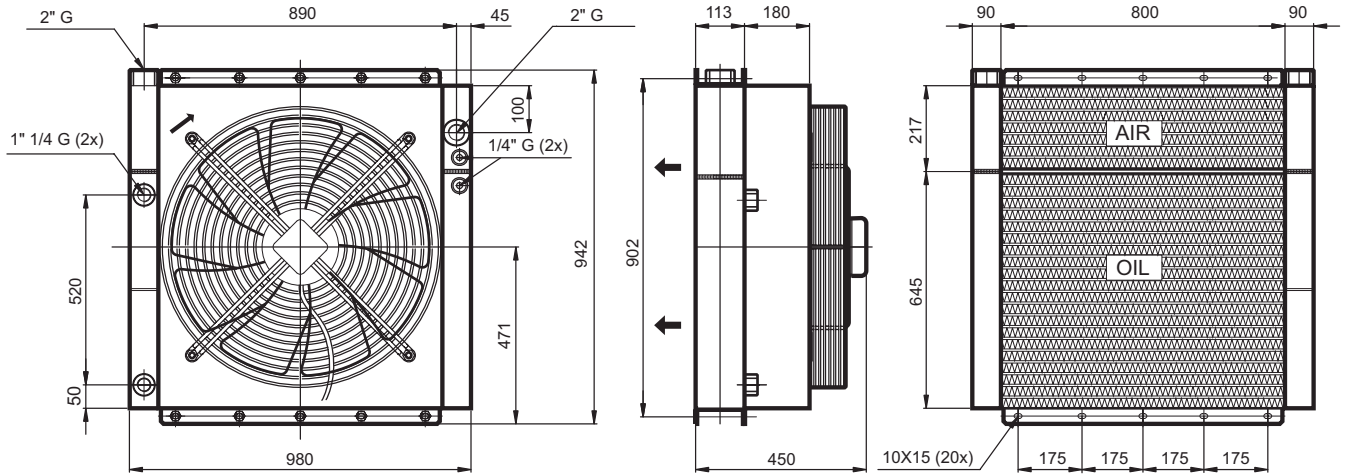
Terminal	Colour	Black	Braun
U <sub>1</sub>	Marrone	Black	Braun
U <sub>2</sub>	Rosso	Red	Röt
V <sub>1</sub>	Blu	Blue	Blau
V <sub>2</sub>	Grigio	Grey	Grau
W <sub>1</sub>	Nero	Black	Schwarz
W <sub>2</sub>	Arancio	Orange	Orange



# AIR-OIL HEAT EXCHANGERS

## HA Series for Compressors

### HA10027



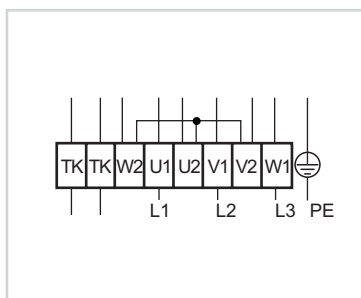
230  
400  
Volt



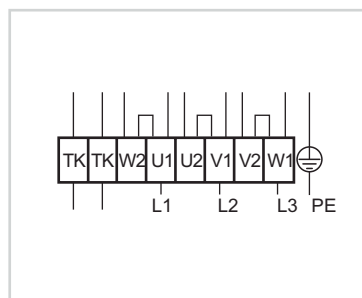
				OIL SIDE	AIR SIDE	COOLING AIR
Portata fluido	Portata fluido	Portata fluido	l/1'	70	13000	--
Potenza dissipata	Potenza dissipata	Potenza dissipata	kW	66	10	76
Temp. uscita (by 90°C inlet)	Temp. uscita (by 90°C inlet)	Temp. uscita (by 90°C inlet)	°C	58	43	--
Perdita carico	Perdita carico	Perdita carico	bar	1,2	0,05	--
ΔT (in-out)	ΔT (in-out)	ΔT (in-out)	K	32	47	--
ΔT (out-amb)	ΔT (out-amb)	ΔT (out-amb)	K	18	3	--
Portata aria	Portata aria	Portata aria	m3/h	--	--	14800
Temp. ambiente	Temp. ambiente	Temp. ambiente	°C	--	--	40
Temp. uscita	Temp. uscita	Temp. uscita	°C	--	--	60
Voltaggio	Voltaggio	Voltaggio	V	--	--	230/400
Frequenza	Frequenza	Frequenza	Hz	--	--	50/60
Potenza	Potenza	Potenza	W	--	--	1900
Assorbimento	Assorbimento	Assorbimento	A	--	--	3,2

### Electrical Connections

Y Connection



Δ Connection



### Colours

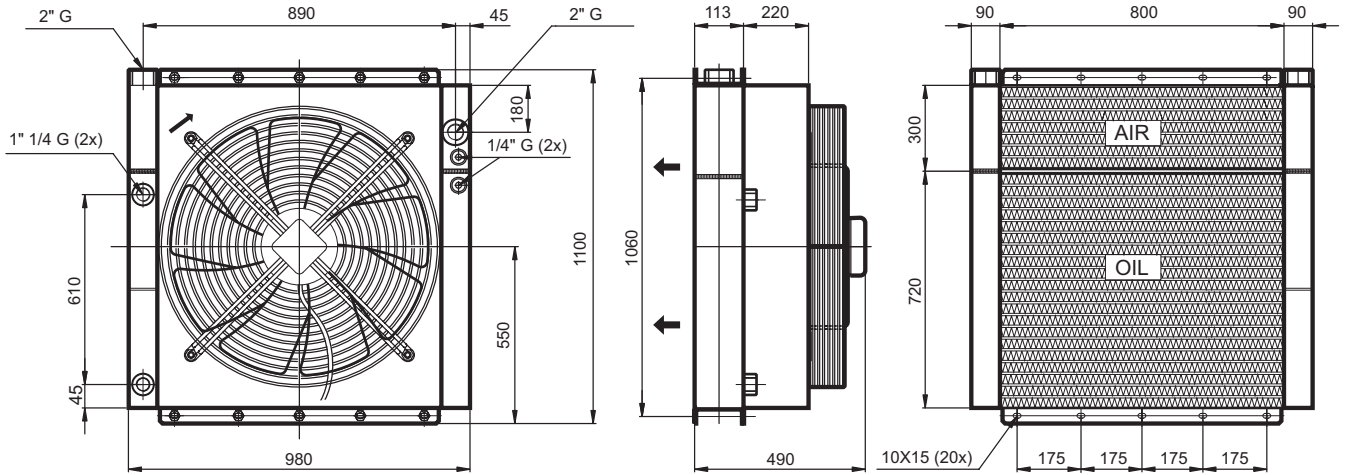
Code	Colour	English	Italian
U <sub>1</sub>	Marrone	Black	Braun
U <sub>2</sub>	Rosso	Red	Rot
V <sub>1</sub>	Blu	Blue	Blau
V <sub>2</sub>	Grigio	Grey	Grau
W <sub>1</sub>	Nero	Black	Schwarz
W <sub>2</sub>	Arancio	Orange	Orange



# AIR-OIL HEAT EXCHANGERS

## HA Series for Compressors

### HA10028



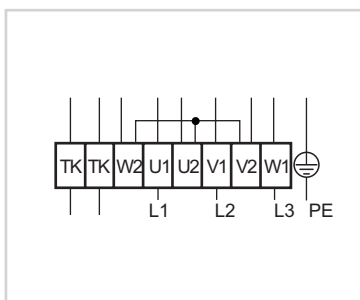
**230  
400**  
Volt



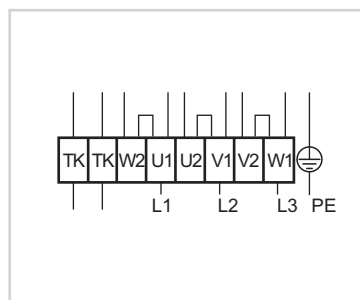
				OIL SIDE	AIR SIDE	COOLING AIR
Portata fluido	Portata fluido	Portata fluido	<b>l/1'</b>	120	17000	--
Potenza dissipata	Potenza dissipata	Potenza dissipata	<b>kW</b>	96,5	13	109,5
Temp. uscita (by 90°C inlet)	Temp. uscita (by 90°C inlet)	Temp. uscita (by 90°C inlet)	<b>°C</b>	62	43	--
Perdita carico	Perdita carico	Perdita carico	<b>bar</b>	1,2	0,05	--
ΔT (in-out)	ΔT (in-out)	ΔT (in-out)	<b>K</b>	28	47	--
ΔT (out-amb)	ΔT (out-amb)	ΔT (out-amb)	<b>K</b>	22	3	--
Portata aria	Portata aria	Portata aria	<b>m3/h</b>	--	--	20700
Temp. ambiente	Temp. ambiente	Temp. ambiente	<b>°C</b>	--	--	40
Temp. uscita	Temp. uscita	Temp. uscita	<b>°C</b>	--	--	68
Voltaggio	Voltaggio	Voltaggio	<b>V</b>	--	--	230/400
Frequenza	Frequenza	Frequenza	<b>Hz</b>	--	--	50/60
Potenza	Potenza	Potenza	<b>W</b>	--	--	1900
Assorbimento	Assorbimento	Assorbimento	<b>A</b>	--	--	3,2

### Electrical Connections

**Y** Connection



**Δ** Connection



### Colours

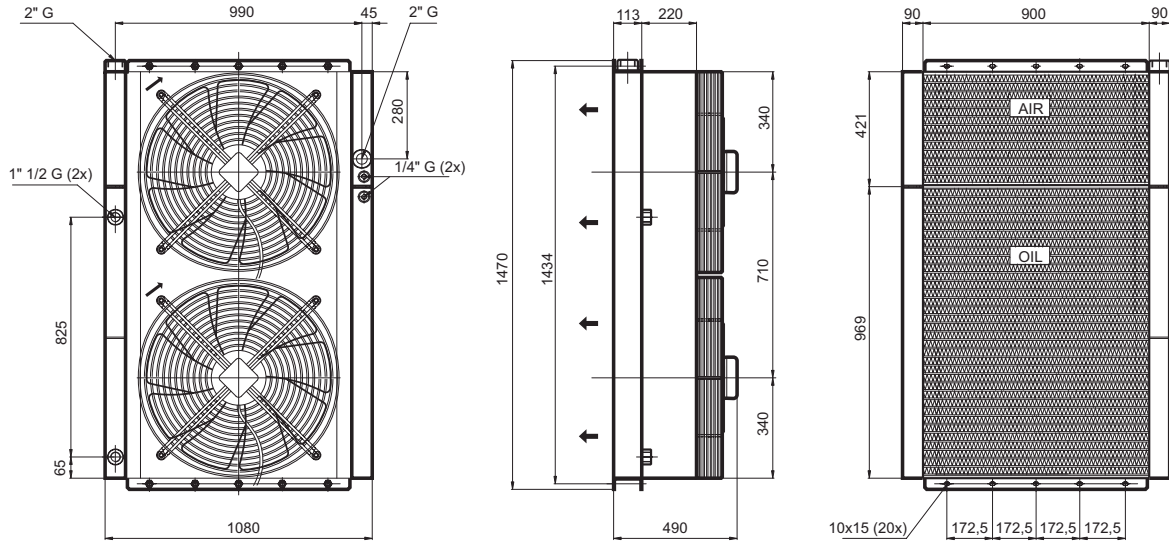
<b>U<sub>1</sub></b>	<b>Marrone</b>	Black	Braun
<b>U<sub>2</sub></b>	<b>Rosso</b>	Red	Rot
<b>V<sub>1</sub></b>	<b>Blu</b>	Blue	Blau
<b>V<sub>2</sub></b>	<b>Grigio</b>	Grey	Grau
<b>W<sub>1</sub></b>	<b>Nero</b>	Black	Schwarz
<b>W<sub>2</sub></b>	<b>Arancio</b>	Orange	Orange



# AIR-OIL HEAT EXCHANGERS

## HA Series for Compressors

### HA10029



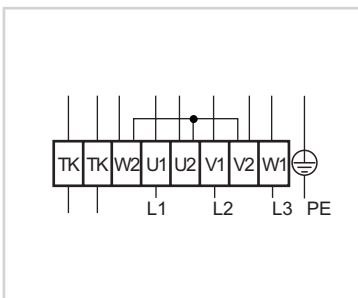
**230  
400**  
Volt



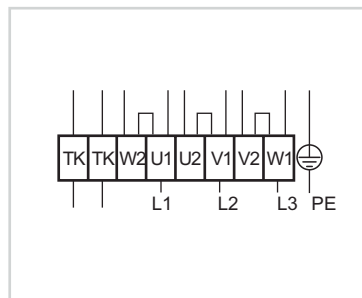
				OIL SIDE	AIR SIDE	COOLING AIR
Portata fluido	Portata fluido	Portata fluido	<b>l/1'</b>	120	17000	--
Potenza dissipata	Potenza dissipata	Potenza dissipata	<b>kW</b>	119,5	13	132,5
Temp. uscita (by 90°C inlet)	Temp. uscita (by 90°C inlet)	Temp. uscita (by 90°C inlet)	<b>°C</b>	55,5	42,5	--
Perdita carico	Perdita carico	Perdita carico	<b>bar</b>	1,2	0,05	--
ΔT (in-out)	ΔT (in-out)	ΔT (in-out)	<b>K</b>	34,5	47,5	--
ΔT (out-amb)	ΔT (out-amb)	ΔT (out-amb)	<b>K</b>	15,5	2,5	--
Portata aria	Portata aria	Portata aria	<b>m3/h</b>	--	--	18400 (x2)
Temp. ambiente	Temp. ambiente	Temp. ambiente	<b>°C</b>	--	--	40
Temp. uscita	Temp. uscita	Temp. uscita	<b>°C</b>	--	--	59
Voltaggio	Voltaggio	Voltaggio	<b>V</b>	--	--	230/400
Frequenza	Frequenza	Frequenza	<b>Hz</b>	--	--	50/60
Potenza	Potenza	Potenza	<b>W</b>	--	--	1900 x 2
Assorbimento	Assorbimento	Assorbimento	<b>A</b>	--	--	3,2 x 2

### Electrical Connections

**Y** Connection



**Δ** Connection



### Colours

<b>U1</b>	<b>Marrone</b>	Black	Braun
<b>U2</b>	<b>Rosso</b>	Red	Rot
<b>V1</b>	<b>Blu</b>	Blue	Blau
<b>V2</b>	<b>Grigio</b>	Grey	Grau
<b>W1</b>	<b>Nero</b>	Black	Schwarz
<b>W2</b>	<b>Arancio</b>	Orange	Orange

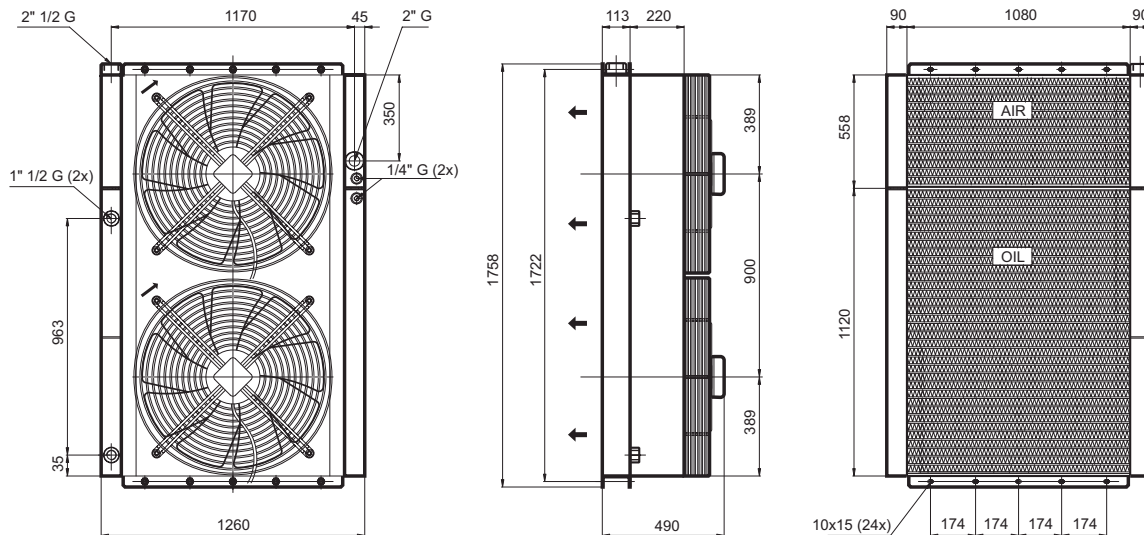




# AIR-OIL HEAT EXCHANGERS

## HA Series for Compressors

### HA10030



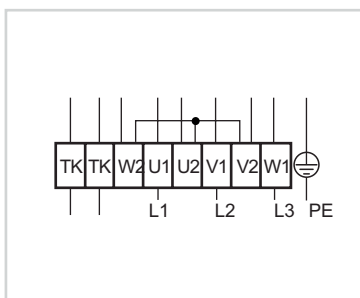
**230  
400**  
Volt



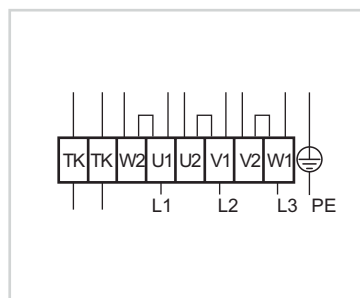
				OIL SIDE	AIR SIDE	COOLING AIR
Portata fluido	Portata fluido	Portata fluido	<b>l/1'</b>	200	27000	--
Potenza dissipata	Potenza dissipata	Potenza dissipata	<b>kW</b>	142,5	20	162,5
Temp. uscita (by 90°C inlet)	Temp. uscita (by 90°C inlet)	Temp. uscita (by 90°C inlet)	<b>°C</b>	65,5	43	--
Perdita carico	Perdita carico	Perdita carico	<b>bar</b>	1,2	0,05	--
ΔT (in-out)	ΔT (in-out)	ΔT (in-out)	<b>K</b>	24,5	47	--
ΔT (out-amb)	ΔT (out-amb)	ΔT (out-amb)	<b>K</b>	25,5	3	--
Portata aria	Portata aria	Portata aria	<b>m3/h</b>	--	--	18400 (x2)
Temp. ambiente	Temp. ambiente	Temp. ambiente	<b>°C</b>	--	--	40
Temp. uscita	Temp. uscita	Temp. uscita	<b>°C</b>	--	--	63
Voltaggio	Voltaggio	Voltaggio	<b>V</b>	--	--	230/400
Frequenza	Frequenza	Frequenza	<b>Hz</b>	--	--	50/60
Potenza	Potenza	Potenza	<b>W</b>	--	--	1900 x 2
Assorbimento	Assorbimento	Assorbimento	<b>A</b>	--	--	3,2 x 2

### Electrical Connections

**Y** Connection



**Δ** Connection



### Colours

Terminal	Color	English	German
U <sub>1</sub>	Marrone	Black	Braun
U <sub>2</sub>	Rosso	Red	Rot
V <sub>1</sub>	Blu	Blue	Blau
V <sub>2</sub>	Grigio	Grey	Grau
W <sub>1</sub>	Nero	Black	Schwarz
W <sub>2</sub>	Arancio	Orange	Orange



**Теплообменники с гидравлическим баком и фильтром  
для гидростатических трансмиссий**

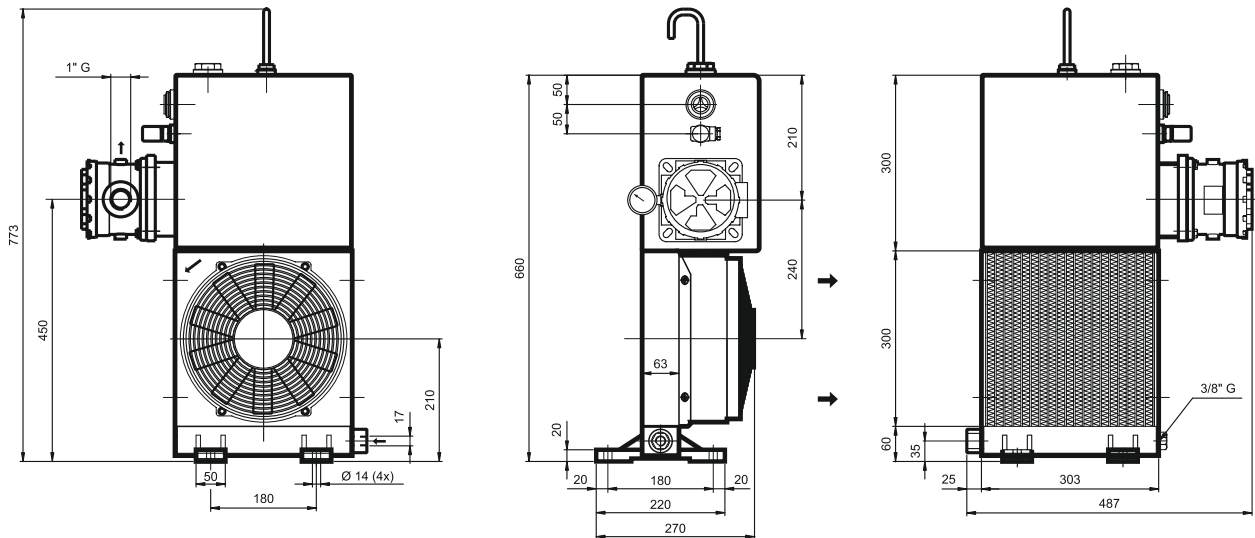
**Heat exchanger with tank and filter, used for the cooling  
of hydrostatic transmissions**



Воздушно-масляные теплообменники НМ серии с баком и фильтром, используются для охлаждения гидростатических трансмиссий. Самое распространенное применение – миксеры-бетоновозы. Вентилятор – приточный, напряжение питания – DC 24V.

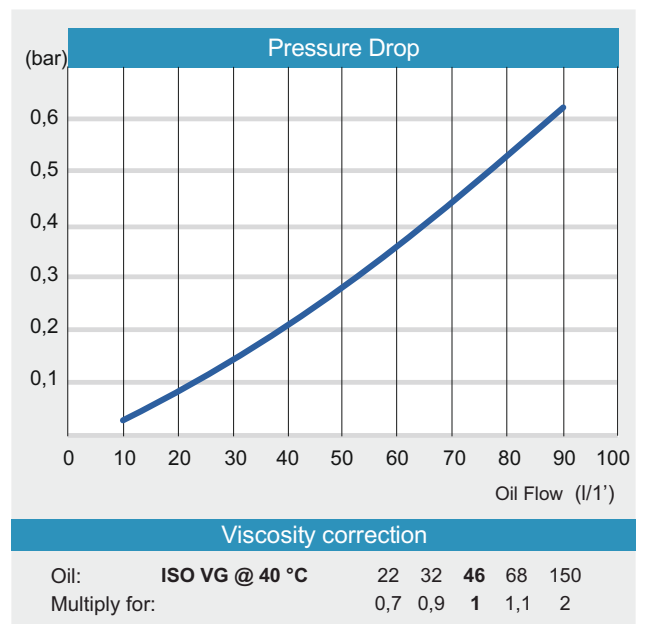
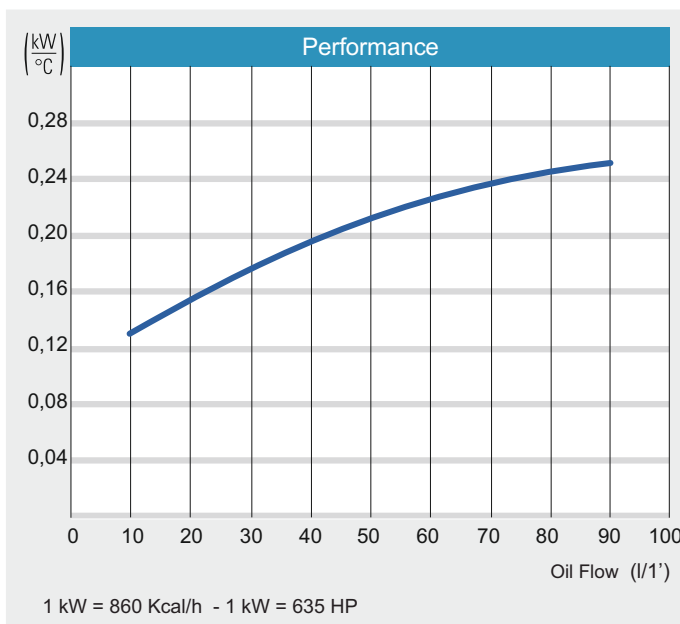
Air-oil heat exchanger with tank and filter, used for the cooling of hydrostatic transmissions, especially on cement trucks and concrete machines. Power supply voltage of intake fan exclusively 24 V DC.

### HM10091



#### Technical information

Type	Oil flow	Capacity	Weight	Voltage	Current	Power	Fan Ø	Air flow	Noise Level
	L'	L	Kg	V	A	W	mm	m <sup>3</sup> /h	dB(A)
HM10091	10 - 90	18	18	24	4	96	225	800	72





Водно-масляные кожухотрубные теплообменники используются в промышленных установках и в морском секторе. Теплообменники оснащены полностью разбираемой сердцевиной для его обслуживания и алюминиевым корпусом, позволяющим проводить техническое обслуживание даже и без разборки теплообменника. В промышленном исполнении теплообменники комплектуются чугунными крышками, для морского исполнения - бронзовыми.

Циркуляция жидкости предусмотрена исключительно в противотоке.

Water-oil shell and tube heat exchangers, used for the cooling of industrial systems and in the marine sector. Fully extractable shell and tube for better maintenance of the heat exchanger. Aluminium body, designed to allow maintenance without the need to disassemble the heat exchanger. Cast iron heads in the industrial version, bronze in the marine version. Fluid circulation exclusively in countercurrent.

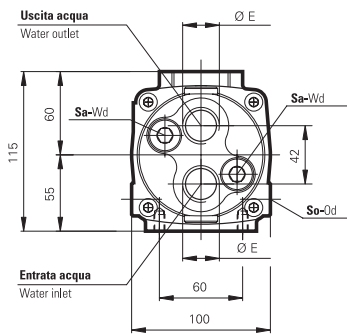
# ВОЗДУШНО-МАСЛЯНЫЕ ТЕПЛОБМЕННИКИ

## AIR-OIL HEAT EXCHANGERS

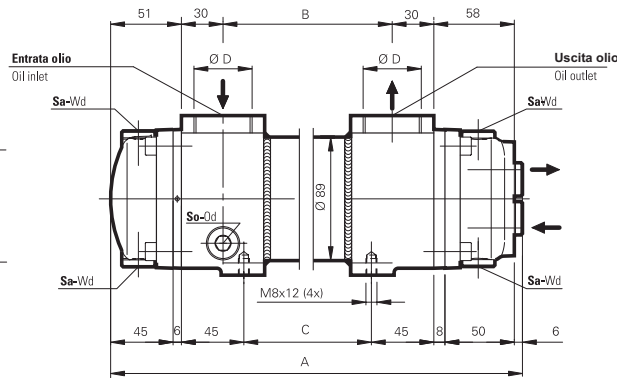
### Теплообменники HW серии

### Heat Exchangers of HW Series

## HW1001\_A



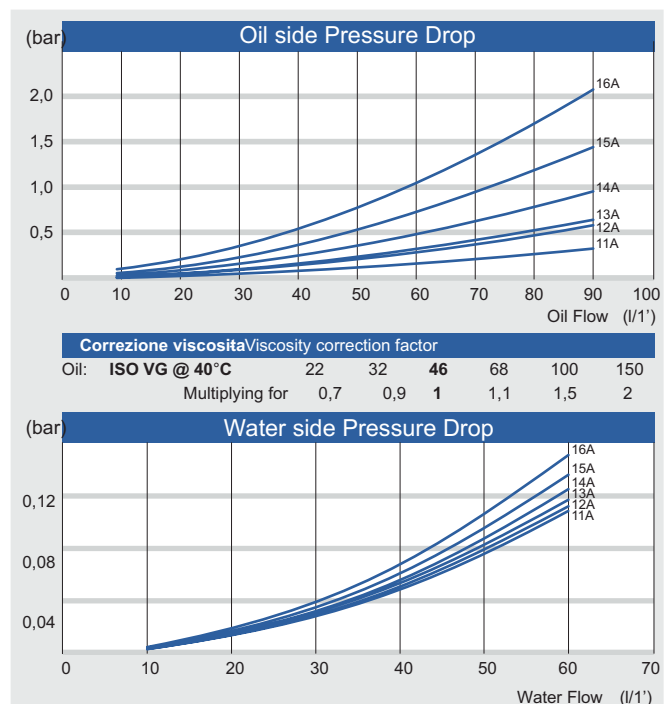
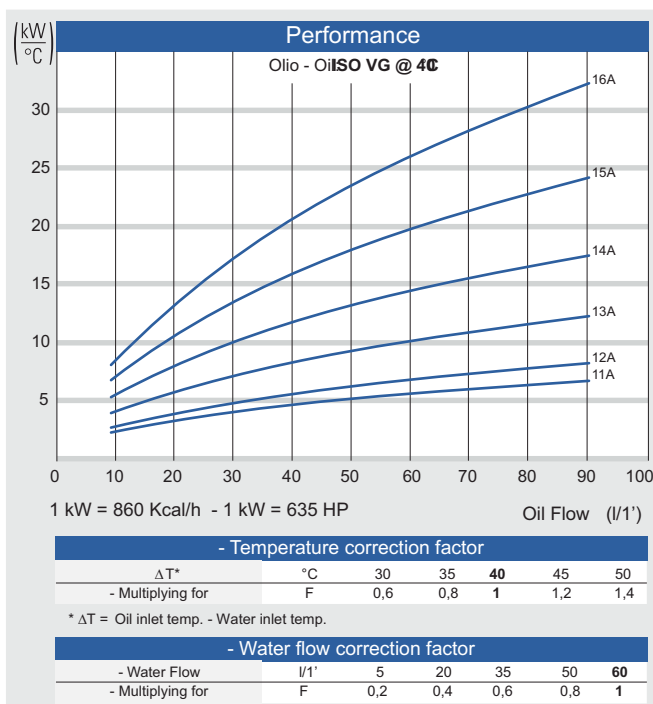
Sa = Scarico acqua  
Wd = Water discharge  
So = Scarico olio  
Od = Oil discharge



- OIL TEST 30 bar
- OIL TEST 24 bar
- WATER TEST 24 bar
- WATER TEST 16 bar
- NBR 100 °C
- VITON 150 °C
- 

Components						
DESCRIPTION	SHELL	TUBES	TUBES SHEET	HEADS	BAFFLES	SEAL
MATERIALS	Al	CuDHP	Br	G25	OT52	NBR (Viton)

Technical information												
Type	Perfor. with oil (kW) =60 °C - H2O=20 °C	Surface m <sup>2</sup>	Oil flow L/1'	Water flow L/1'	Oil contents L	Water contents L	Weight Kg	Dimensions				
								A (mm)	B (mm)	C (mm)	ØD (BSP)	ØE (BSP)
HW10011A	1,7 - 7	0,2	9 - 90	6 - 60	0,5	0,7	5,9	282	107	77	1" 1/4	3/4"
HW10012A	2 - 8,5	0,25	9 - 90	6 - 60	0,6	0,8	6,2	319	144	114	1" 1/4	3/4"
HW10013A	2,5 - 12,5	0,37	9 - 90	6 - 60	0,9	0,9	6,9	418	243	213	1" 1/4	3/4"
HW10014A	3,5 - 17,5	0,54	9 - 90	6 - 60	1,3	1,2	8	560	385	355	1" 1/4	3/4"
HW10015A	4,5 - 24	0,78	9 - 90	6 - 60	2	1,6	9,7	765	590	560	1" 1/4	3/4"
HW10016A	5,5 - 32	1,14	9 - 90	6 - 60	2,9	2,1	12	1060	885	855	1" 1/4	3/4"



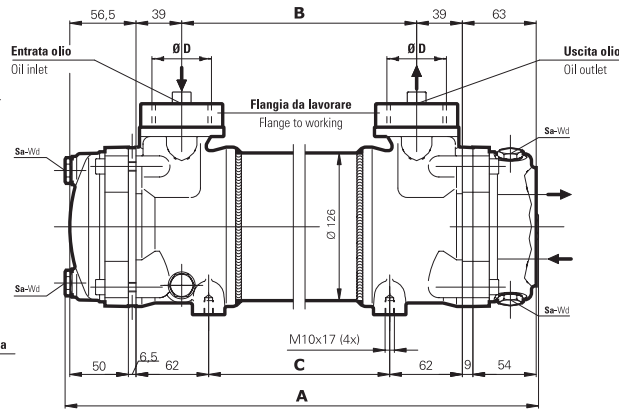
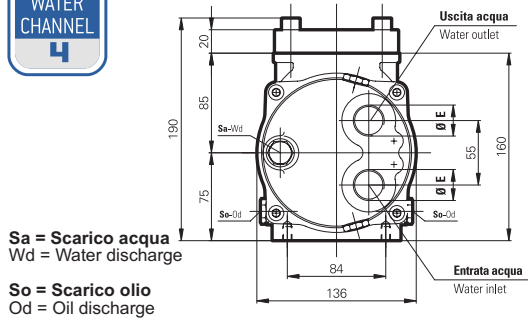
# ВОЗДУШНО-МАСЛЯНЫЕ ТЕПЛОБМЕННИКИ

## AIR-OIL HEAT EXCHANGERS

### Теплообменники HW серии

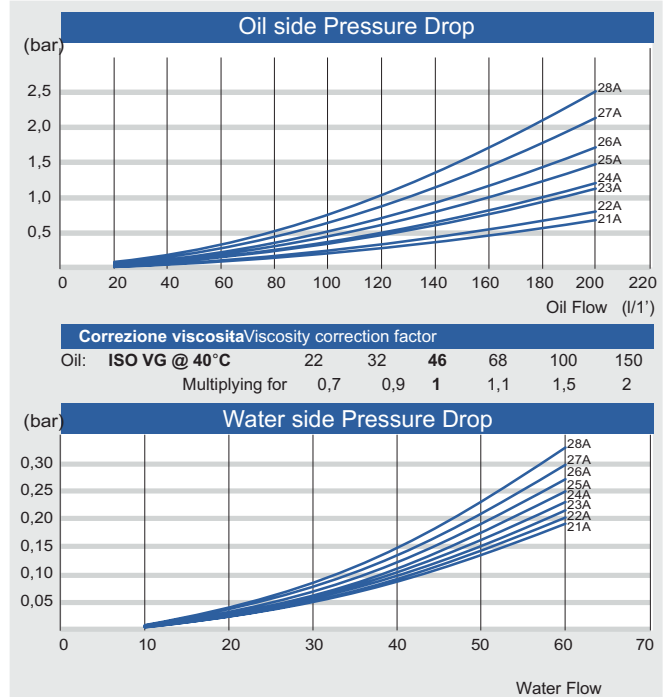
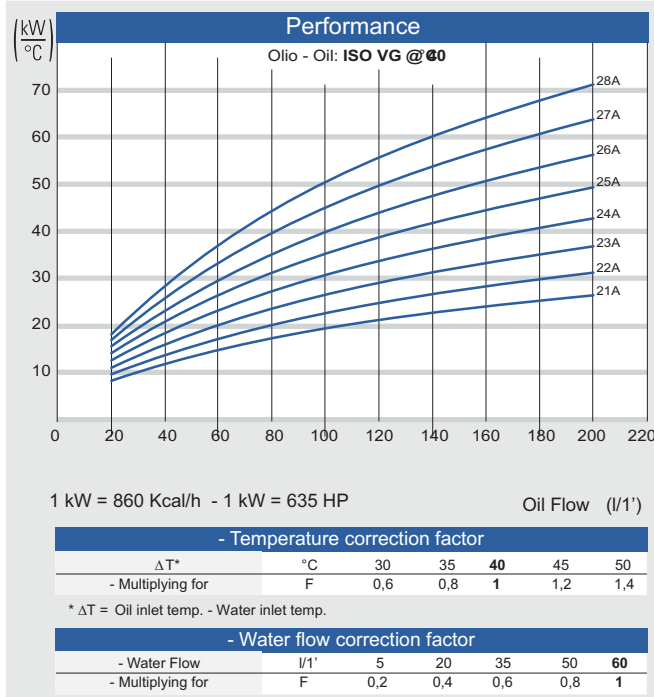
### Heat Exchangers of HW Series

## HW1002\_A



- OIL TEST **24** bar
- OIL **16** bar
- WATER TEST **15** bar
- WATER **10** bar

Components												
DESCRIPTION	SHELL	TUBES	TUBES SHEET	HEADS	BAFFLES	SEAL						
MATERIALS	Al	CuDHP	Br	G25	OT52	NBR (Viton)						
Technical information												
Type	Perfor. with oil (kW) =60 °C - H2O=20°C	Surface m <sup>2</sup>	Oil flow L/1'	Water flow L/1'	Oil contents L	Water contents L	Weight Kg	Dimensions				
					L	L		A (mm)	B (mm)	C (mm)	ØD (BSP)	ØE (BSP)
HW10021A	5,5 - 27	1,02	20 - 200	6 - 60	2,9	2,4	14,9	558	356	310	1"1/2max.	3/4"
HW10022A	6 - 31	1,24	20 - 200	6 - 60	3,5	2,7	16,3	651	449	403	1"1/2max.	3/4"
HW10023A	7 - 37	1,5	20 - 200	6 - 60	4,2	3,1	18	763	561	515	1"1/2max.	3/4"
HW10024A	7,5 - 43	1,81	20 - 200	6 - 60	5,1	3,6	19,8	897	695	649	1"1/2max.	3/4"
HW10025A	8 - 50	2,18	20 - 200	6 - 60	6,2	4,2	22,2	1058	856	810	1"1/2max.	3/4"
HW10026A	9 - 56	2,62	20 - 200	6 - 60	7,4	4,9	24,9	1250	1048	1002	1"1/2max.	3/4"
HW10027A	10 - 64	3,16	20 - 200	6 - 60	8,9	5,7	28,3	1482	1280	1234	1"1/2max.	3/4"
HW10028A	10 - 72	3,8	20 - 200	6 - 60	10,8	6,7	32,3	1760	1558	1512	1"1/2max.	3/4"



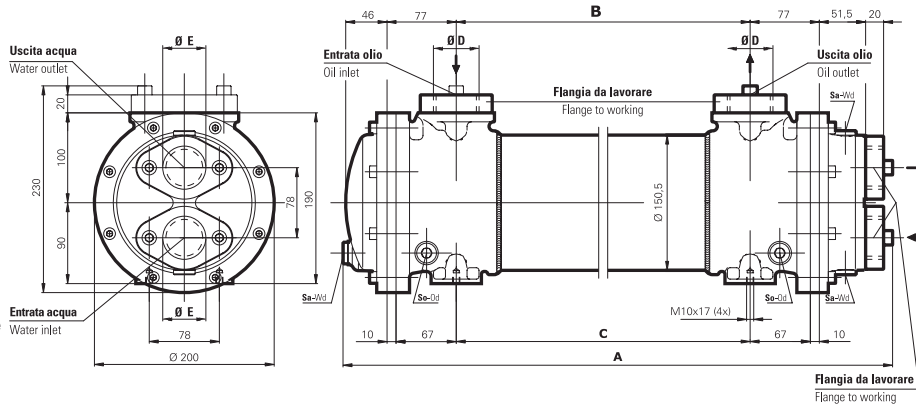
# ВОЗДУШНО-МАСЛЯНЫЕ ТЕПЛОБМЕННИКИ

## AIR-OIL HEAT EXCHANGERS


### Теплообменники HW серии

### Heat Exchangers of HW Series

## HW1003\_A

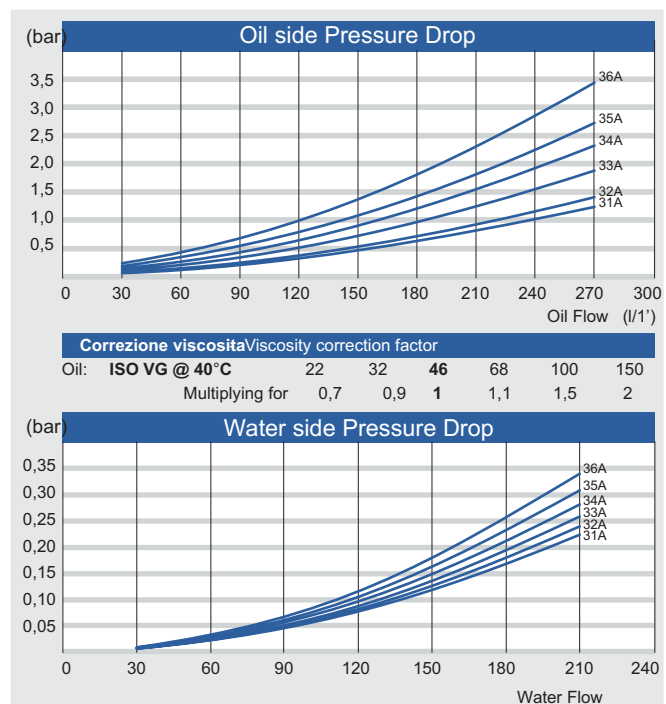
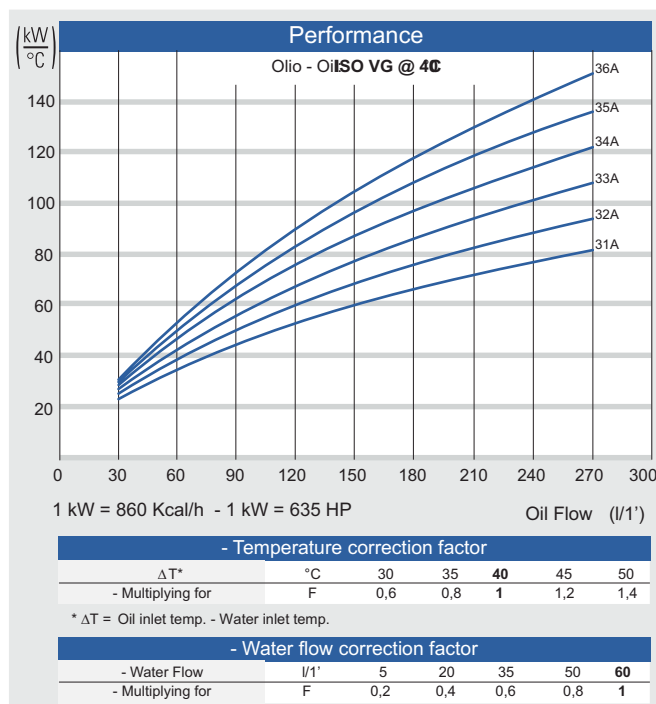


Sa = Scarico acqua  
Wd = Water discharge  
So = Scarico olio  
Od = Oil discharge



Components						
DESCRIPTION	SHELL	TUBES	TUBES SHEET	HEADS	BAFFLES	SEAL
MATERIALS	Al	CuDHP	Br	G25	OT52	NBR (Viton)

Technical information												
Type	Perfor. with oil (kW) =60 °C - H20=20 °C	Surface m <sup>2</sup>	Oil flow L/1'	Water flow L/1'	Oil contents L	Water contents L	Weight Kg	Dimensions				
								A (mm)	B (mm)	C (mm)	ØD (BSP)	ØE (BSP)
HW10031A	15-82	3,03	30 - 270	20 - 210	6,2	5,9	32,6	926,5	655	655	2" max.	1 1/2" max.
HW10032A	16-95	3,64	30 - 270	20 - 210	7,5	6,9	36,3	1087,5	816	816	2" max.	1 1/2" max.
HW10033A	17-108	4,37	30 - 270	20 - 210	9	8	40,8	1279,5	1008	1008	2" max.	1 1/2" max.
HW10034A	19-122	5,26	30 - 270	20 - 210	10,8	9,3	46,2	1511,5	1240	1240	2" max.	1 1/2" max.
HW10035A	20-136	6,32	30 - 270	20 - 210	13	11	52,6	1789,5	1518	1518	2" max.	1 1/2" max.
HW10036A	21-150	7,59	30 - 270	20 - 210	15,6	12,9	60,3	2122,5	1851	1851	2" max.	1 1/2" max.




## Изготовление теплообменников под заказ по параметрам Заказчика



Специализация на работе с алюминиевыми сплавами в сочетании с KNOW-HOW позволяет нам обеспечивать самые разнообразные запросы Заказчиков, не ограничивая их в своих фантазиях, и добиваться высшего качества продукции.









[www.hydroni.it](http://www.hydroni.it)